

Q2

FY 2018



Division of Youth Services

QUARTERLY STATISTICAL REPORT

2nd Quarter FY 2018
(October 2017-December 2017)

Arkansas Division of Youth Services FY 2018 2nd Quarter Statistical Report

Table of Contents

DYS FY 2018 Statistics Summary for Second Quarter	2
DYS Vision and Mission Statements	4
Figure 1: Commitments by Offense	5
Figure 2: First Commitments vs. Recommits	6
Figure 3: Violent vs. Non-Violent Offenses	6
Figure 4: Commitments by Age, Gender and Race	7
Figure 5: Commitments by Age and Gender	8
Figure 6: Commitments by Race	9
Figure 7: Commitments by Race by County	10
Figure 8: Commitments by District	12
Figure 9: Commitments by District by Year	13
Figure 10: Total Commitments for Quarter with Reference to Previous Years	15
Figure 11: Youth Served by Community-Based Provider (CBP) Services	16
 <i>Appendix I: Map of AR DYS Treatment Centers, Programs, and Providers</i>	 <i>17</i>
<i>Appendix II: Map of AR Juvenile Detention Centers</i>	<i>18</i>
<i>Appendix III: Map of AR Judicial Districts and List of Juvenile Judges</i>	<i>19</i>
<i>Appendix IV: DYS Contact Information</i>	<i>20</i>

DYS FY 2018 Second Quarter Statistics Summary

Total Commitments for Second Quarter FY 2016–2018

2018 = 92 2017 = 113 2016 = 106

Commitments by Offense (Figure 1)

Felony = 62% Misdemeanor = 35%

First Commitments vs. Recommits (Figure 2)

First Commits = 77% Recommits = 23%

Violent vs. Non-Violent Offenses (Figure 3)

Violent offenses = 86% Non-violent offenses = 14%

Commitments by Age, Gender, Race (Figure 4, 5, 6)

Total commitments, gender: 83% male, 17% female

AR youth population, gender: 51% male, 49% female

Total commitments, race: 43% African American, 47% white, 9% other

AR youth population, race: 20% African American, 77% white, 3% other

Ages of committed youth: 12–18 years

Over half of total commitments were between 16–17 years

Commitments by County (Figure 7)

Top committing counties this quarter

1) Saline (10)

2) Jefferson (6)

3) Cleburne, Hempstead (5)

Commitments by District (Figure 8)

Top committing districts this quarter

1) 22nd (10)

2) 2nd (9)

3) 10th, 13th (8)

Quarterly Commitments by District—3-year Comparison (Figure 9)

Largest Reduction in commitments

- 1) 6th, 22nd (-11) Perry, Pulaski, and Saline counties
- 2) 2nd (-9) Clay, Craighead, Crittenden, Greene, Mississippi, and Poinsett counties

Largest Increase in commitments

- 1) 13th (+7)
- 2) 21st (+4)

Youth Served by Community Based Providers (CBP) Services (Figure 11)

Top Districts with youth and families served

- 1) 2nd (231)
- 2) 4th (203)
- 3) 11th West (202)

DYS Programs Map (Appendix I)

DYS Residential Treatment Facilities (AJATC + 6) = 7

Community –based service providers = 13

Specialized Residential Programs = 10

Juvenile Detention Center Map (Appendix II)

Total number of county-operated detention centers = 14

DYS-JDC Memorandum of Agreements = 5

Judicial Districts Map (Appendix III)

Number of counties in Arkansas = 75

Number of judicial districts in Arkansas = 28

Number of Arkansas judges who adjudicate juveniles = 6

**Arkansas Division of Youth Services
Core Beliefs and Mission
July 2017**

1. Youth are best served in **least-restrictive settings located close to home**, when appropriate, evidence-based rehabilitative service are available and removing youth from the home should be the option of last resort.
2. Families, schools, law enforcement and courts need a **wide array of service options**, including graduated sanctions outside the courtroom.
3. **Decision-making should be data-driven**, and programs and services should be supported by data demonstrating their effectiveness in improving outcomes for youth and families.
4. Effective community based services can **reduce the use of confinement and commitment to DYS** and result in significant fiscal savings in state revenue.
5. Treatment and placement decisions should be **individualized, based on comprehensive, standardized assessment, and actively involve youth and families** in the planning processes.
6. All youth in DYS custody should be provided **effective education and vocational training** opportunities.
7. **Limited length of stay recommendations** should recognize that effectiveness of treatment provided in institutional settings is diminished after six months, notwithstanding correctional and public safety goals.
8. **Collaboration with local school districts** is critical to successful prevention, aftercare and re-entry for DYS youth.
9. **Funding allocation across residential and community-based services** must be rebalanced.
10. All children and youth in the state should have **equal opportunities for services and success**, without regard to gender, race or ethnicity, disability, geographic location, or income level.

DYS Mission

The Arkansas Division of Youth Services works with judges, providers, schools, and other stakeholders to provide a continuum of individualized rehabilitative services and sanctions for at-risk and adjudicated youth and their families. Services will provide alternatives to confinement or commitment to DYS and/or support transition of youth back into their homes, schools and communities. Treatment plans for both youth and families will rely on results of individualized risk and needs assessment, and promote positive growth, educational and vocational development, self-sufficiency, and accountability.

6/30/17 bg

Figure 1: Commitments by Offense

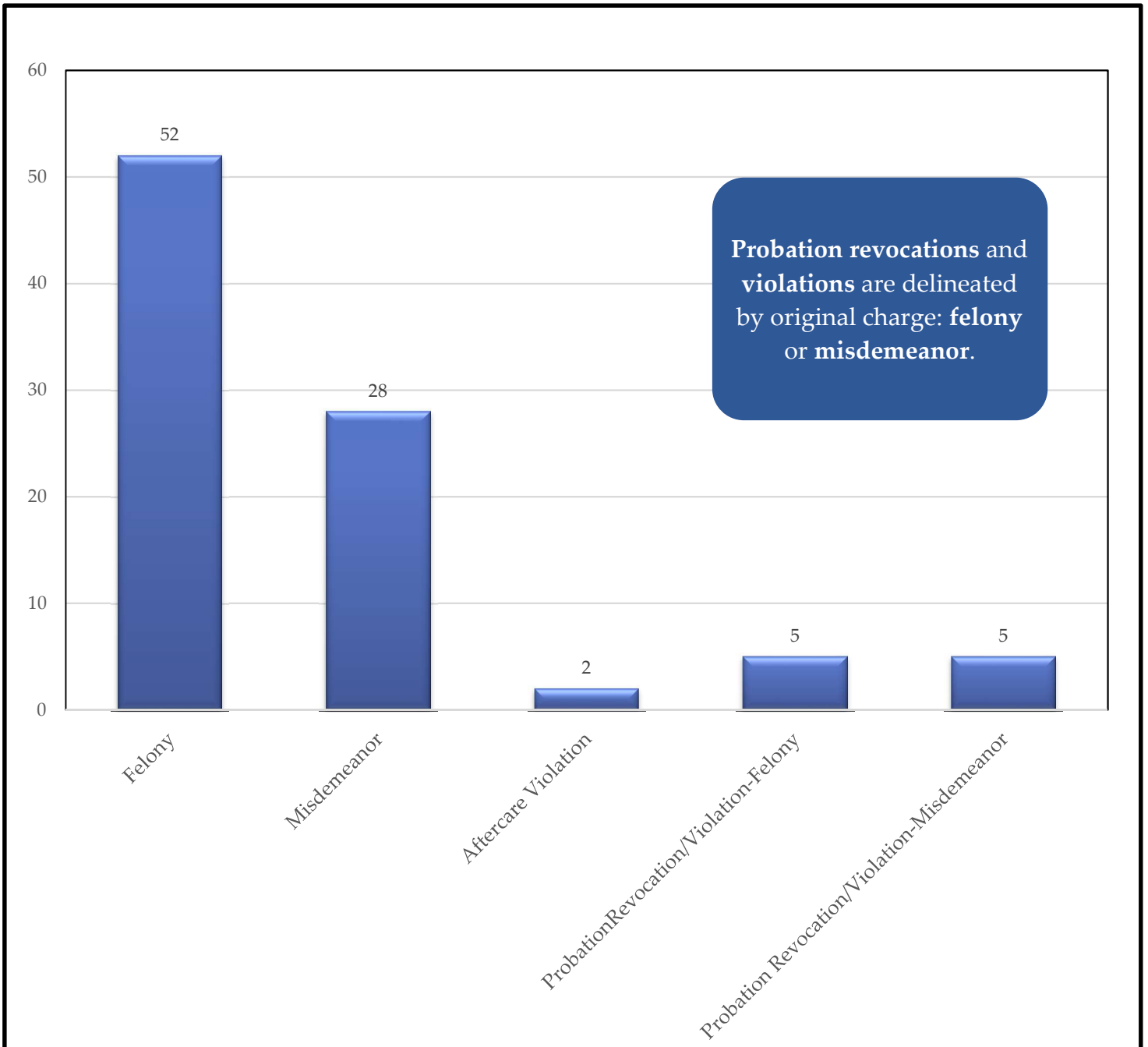
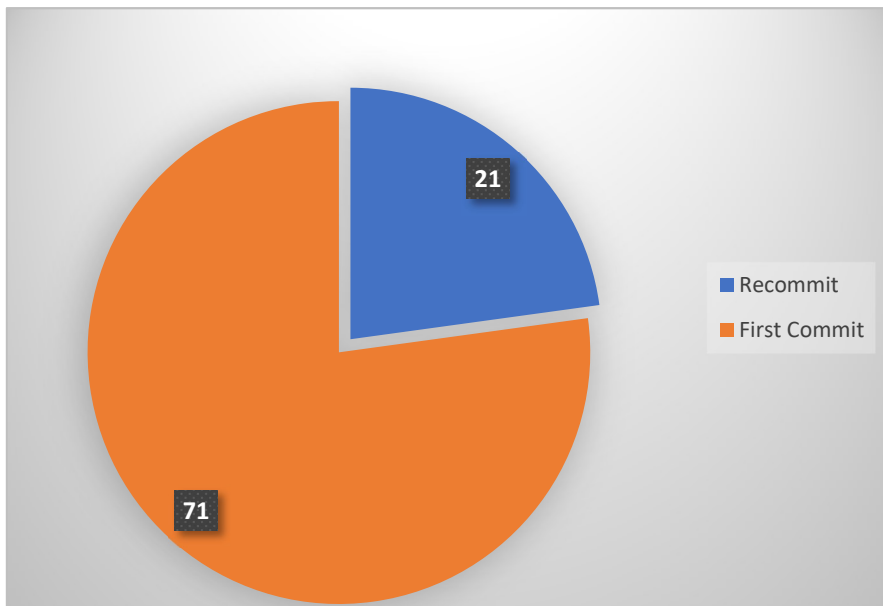


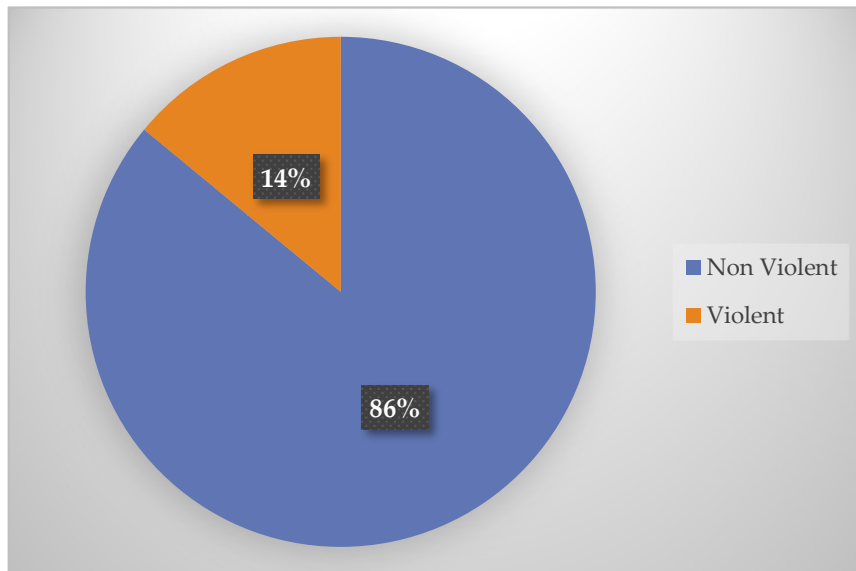
Figure 2: First Commitments vs. Recommits



WHAT ARE RECOMMITTS?

Recommit(ment)s represent youth who have been previously committed to DYS and received a new order of commitment this quarter; in short, this is not their first time in DYS custody.

Figure 3: Violent vs. Non-Violent Offenses



Violent Offenses are defined by Arkansas § 5-73-104 (d)(2) including attempts, solicitation or conspiracy to commit.

VIOLENT OFFENSES:

- 1st & 2nd degree Murder
- Kidnapping
- Aggravate Robbery
- Rape
- 1st degree Battery
- Terroristic Act
- 1st & 2nd degree Sexual Assault
- 1st degree Domestic Battery
- Residential Burglary
- Aggravated Residential Burglary
- Unlawful Discharge of a Firearm from a Vehicle
- Criminal Use of a Firearm from a Vehicle (FB)
- Capital Murder

Figure 4: Commitments by Age, Gender, and Race

Age (yrs.)	African-American		White		Other		TOTAL
	male	female	male	female	male	female	
12		1					1
13			1		1		1
14	2	4	6		1		13
15	7	3	9		4		23
16	11	2	13			1	27
17	9	1	9	3	1		23
18			2		1	1	4
TOTAL	29	11	40	3	7	2	92

Figure 5: Commitments by Age and Gender

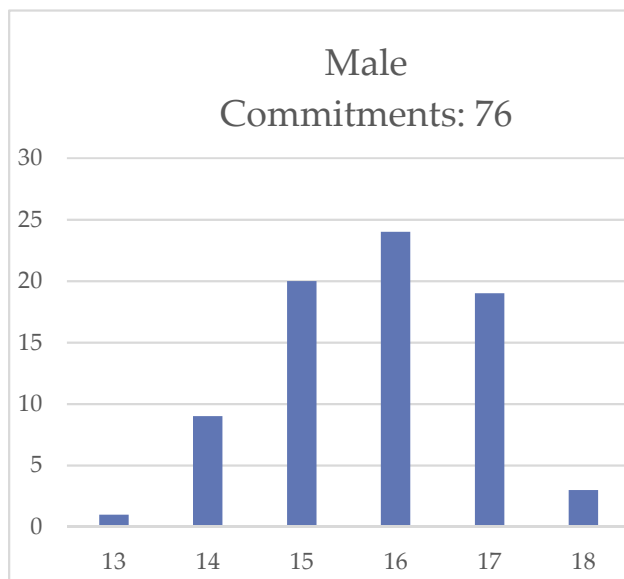
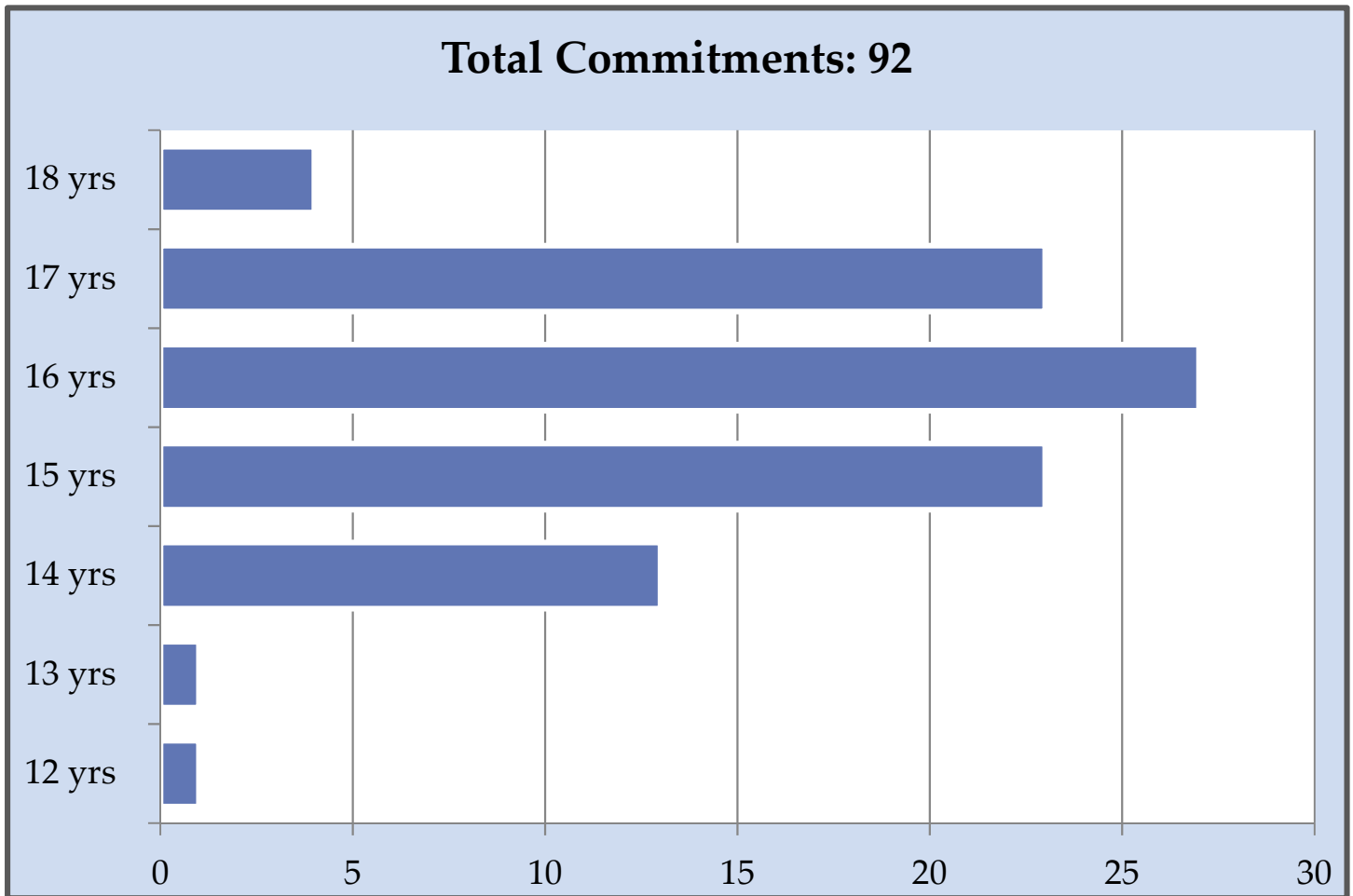
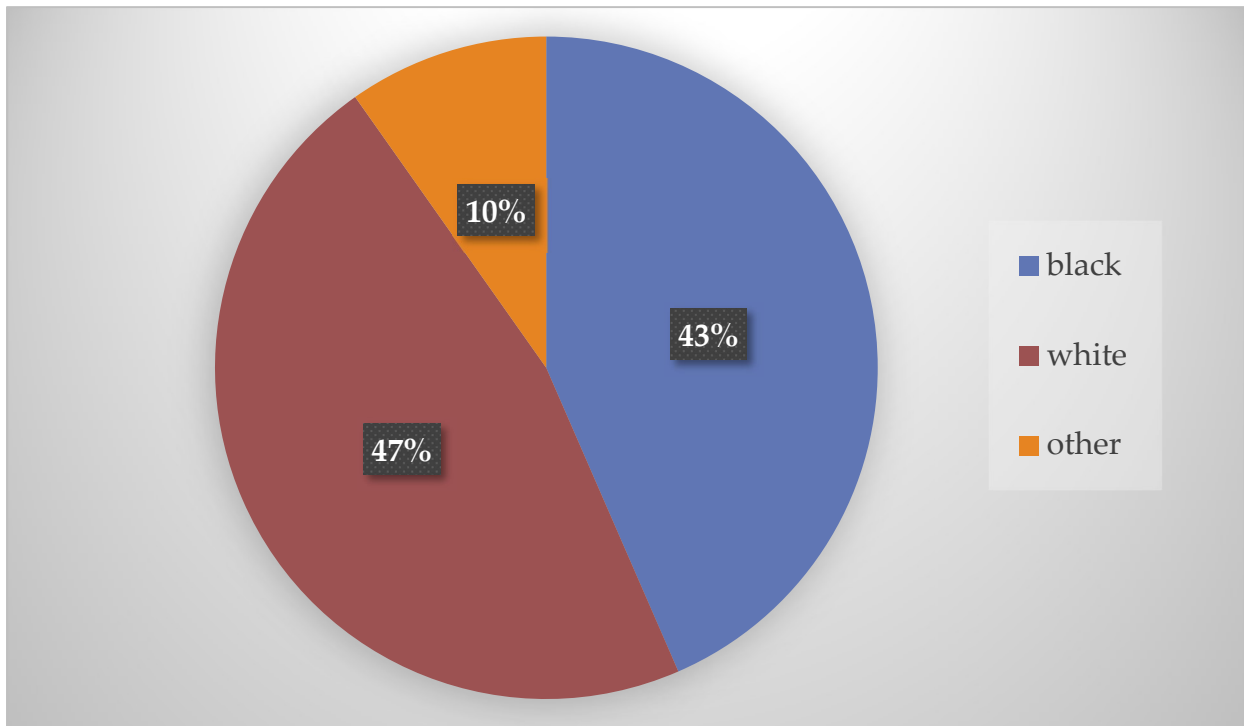


Figure 6: Commitments by Race



Statewide, **African-American** youth make up **20 percent** of the adolescent population, while **white** youth account for **77 percent**.

Data Source:

https://www.ojjdp.gov/ojstatbb/ezapop/asp/comparison_display.asp

Figure 7: Commitments by Race by County

Committing County	African-American	White	Other	TOTAL
Arkansas				
Ashley		1	1	2
Baxter		2		
Benton		1	2	3
Boone		1		1
Bradley				
Calhoun				
Carroll				
Chicot	3			3
Clark				
Clay		1		1
Cleburne		5		5
Cleveland		1		1
Columbia				
Conway				
Craighead	1		1	2
Crawford		2		2
Crittenden	3			3
Dallas	1			1
Desha	1	1		2
Drew		1		1
Faulkner	1	1		2
Franklin	1			1
Fulton				
Garland				
Grant		2		2
Greene		1		1
Hempstead	4	2		5
Hot Spring	1	2		3
Howard	2			2
Independence		2		2
Izard				
Jackson				
Jefferson	5		1	6
Johnson				
Lafayette				
Lawrence				
Lee				
Lincoln				

*

NOTE

Zeros have been omitted from this chart for visual clarity

*

Figure 7: Commitments by Race by County (continued)

Committing County	African-American	White	Other	TOTAL
Little River				
Logan		1		1
Lonoke		1		1
Madison				
Marion				
Miller	1	1	1	3
Mississippi	1			1
Monroe				
Montgomery		1		1
Nevada				
Newton				
Ouachita	2			2
Perry				
Phillips	3			3
Pike				
Poinsett	1			1
Polk				
Pope				
Prairie				
Pulaski	1			1
Randolph		2		2
Saint Francis	1			1
Saline	1	7	2	10
Scott				
Sebastian	1	1	1	3
Sevier		1		1
Sharp				
Stone				
Union	4			4
Van Buren				
Washington	1	1	1	3
White		3		3
Woodruff				
Yell				
TOTAL	40	43	9	92

Figure 8: Commitments by District

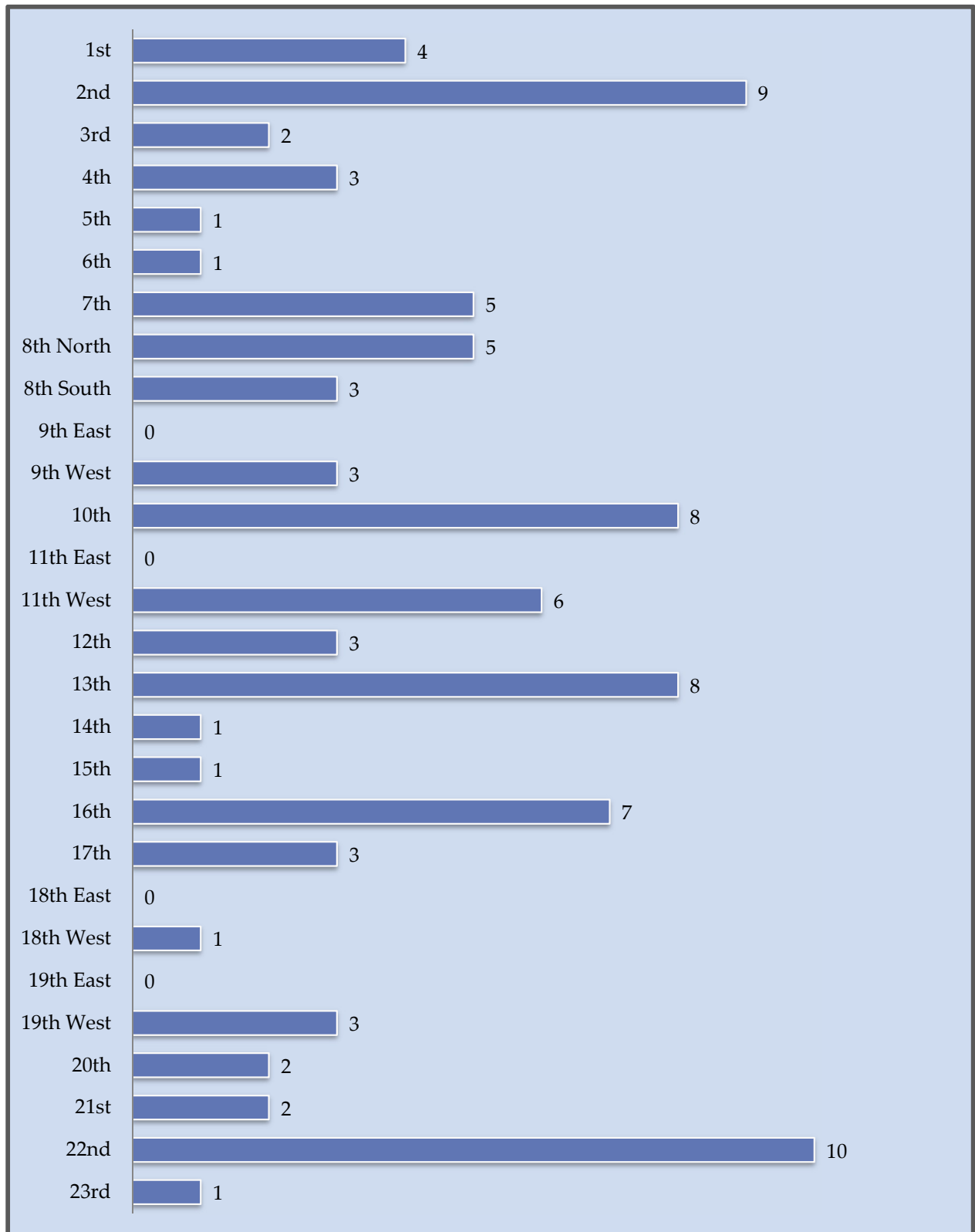


Figure 9: Commitments by District by Year

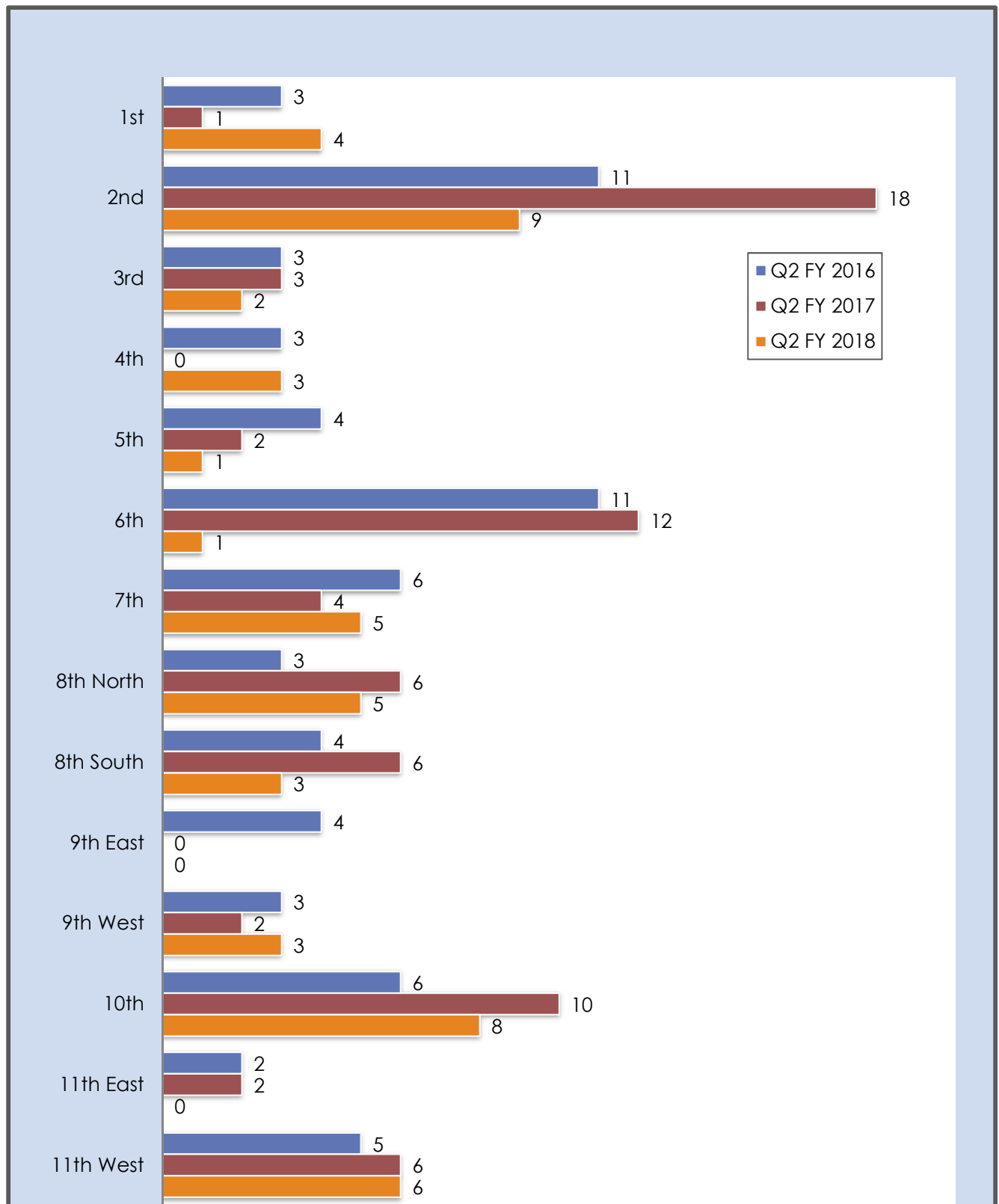


Figure 9: Commitments by District by Year (cont.)

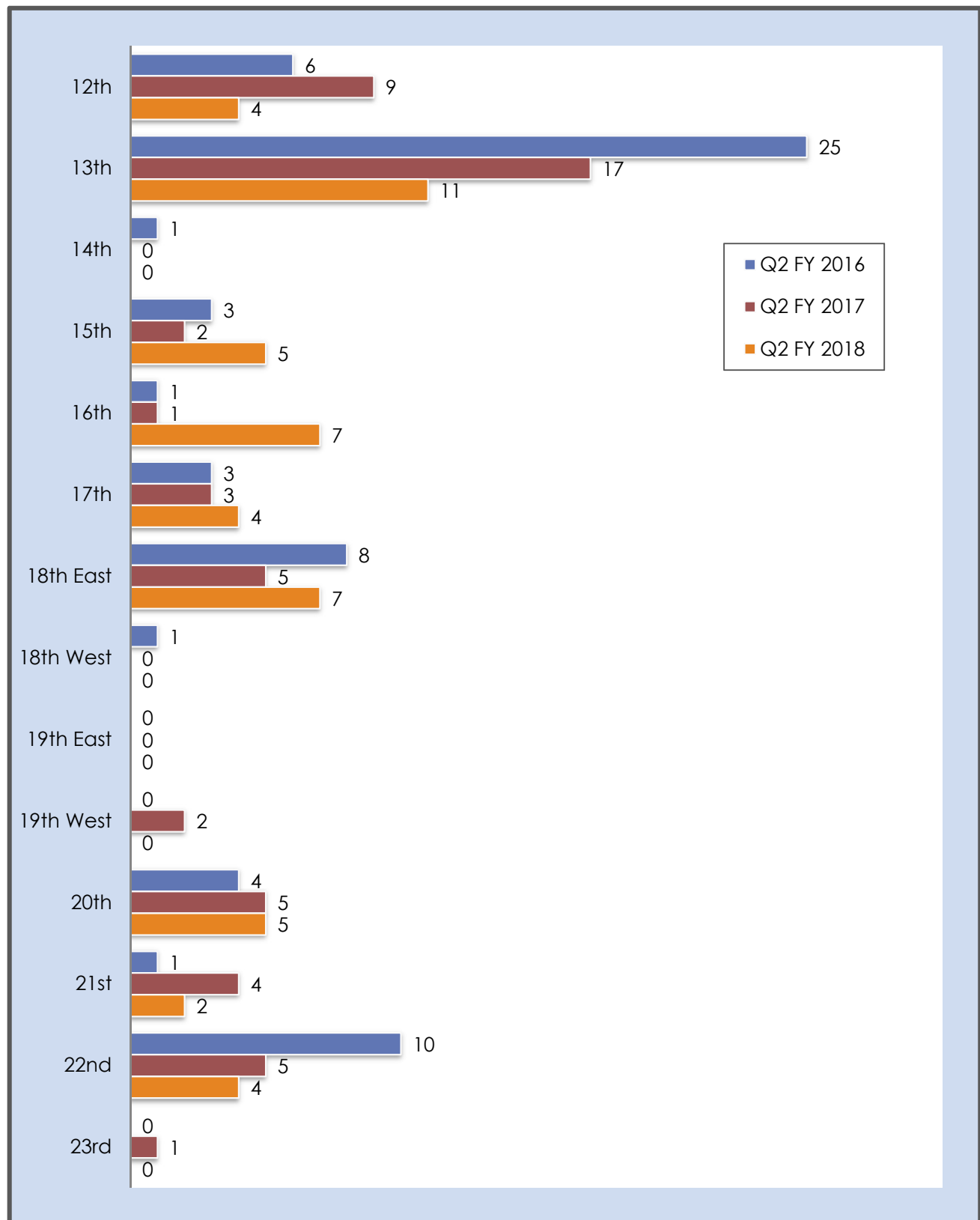
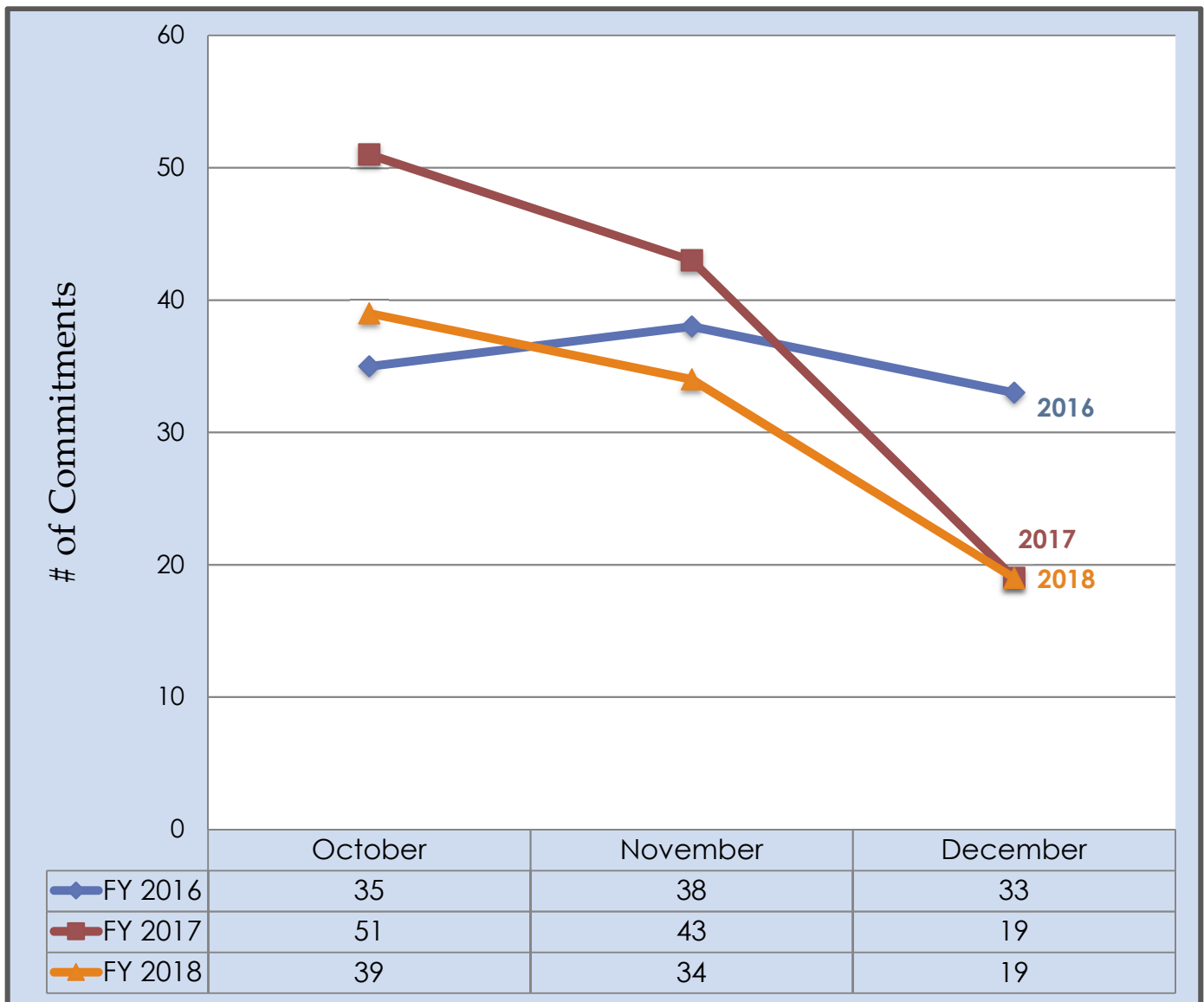
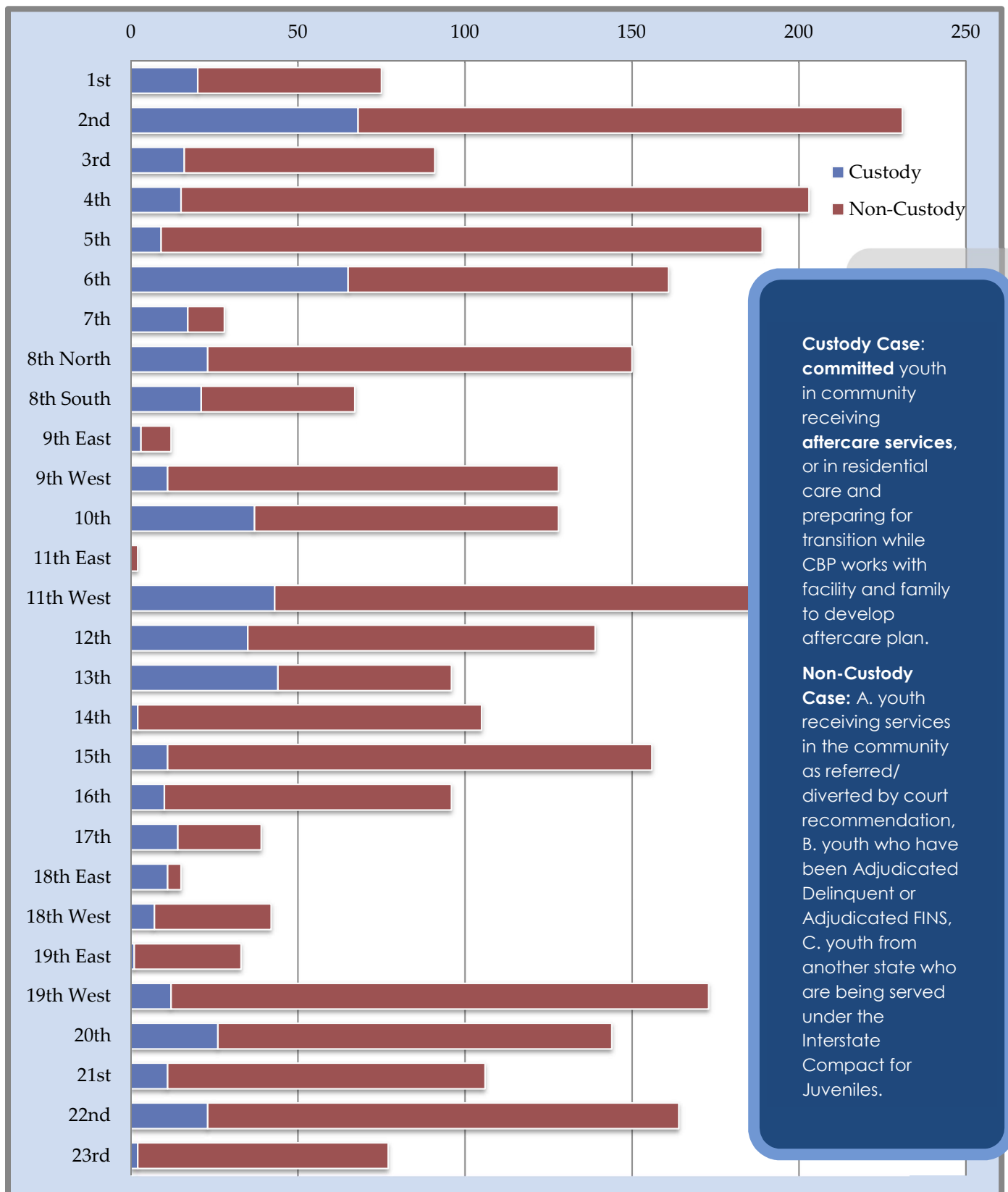


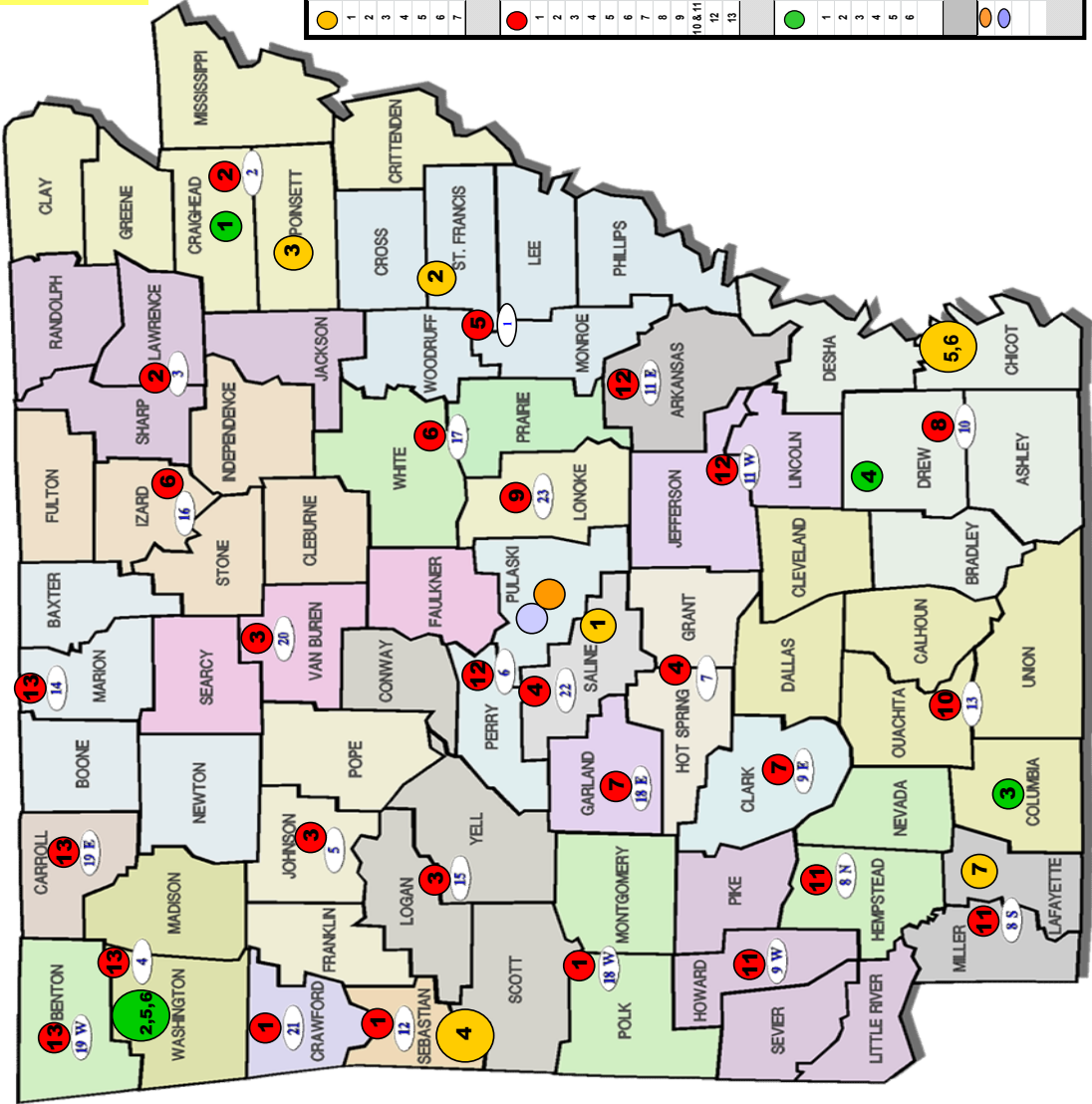
Figure 10: Total Commitments for Quarter with Reference to Previous Years

Commitments for Q2 of this year (**92**) are down from last year (**113**) and down from FY 2016 (**106**).

Figure 12: Youth Served by Community-Based Provider (CBP)

Map of AR DYS Treatment Centers, Specialized Residential Programs, and Community-Based Providers

Appendix I



Regional Treatment Centers and Correctional Facility		Location	Residential Beds
1	Arkansas Juvenile Assessment & Treatment Center	Alexander	120
2	Coti Juvenile Treatment Center	Coti	28
3	Harrisburg Juvenile Treatment Center	Harrisburg	24
4	Marshall Juvenile Treatment Center	Marshall	160 & 248
5	Dermott Juvenile Correctional Facility	Dermott	40
6	Dermott Juvenile Treatment Center	Dermott	32
7	Lewisville Juvenile Treatment Center	Lewisville	26
		Total Beds	310

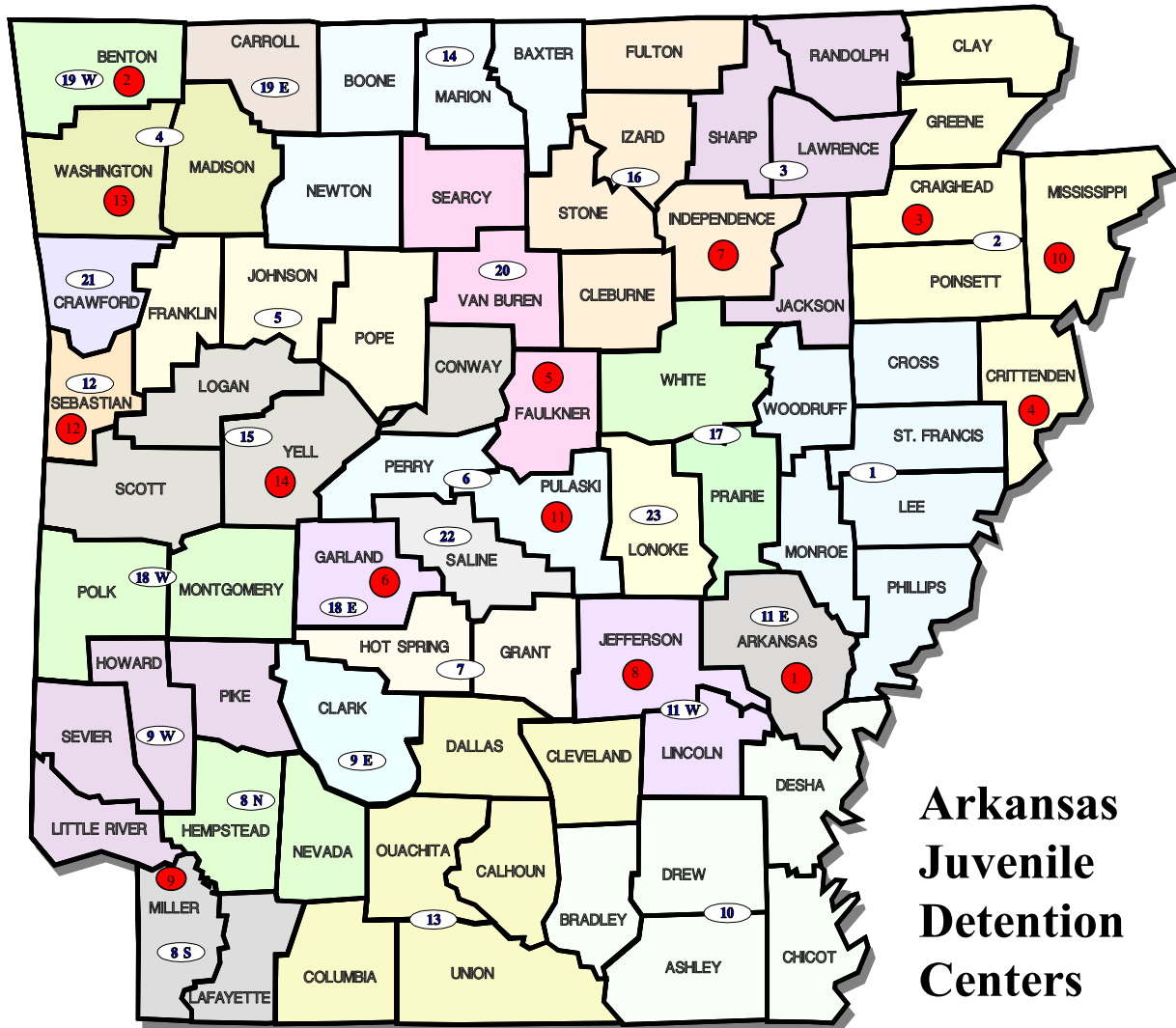
Community Based Providers		Location	Judicial Districts
1	Comprehensive Juvenile Services	Ft. Smith	12, 18W, 21
2	Consolidated Youth Services	Jonesboro	2, 3
3	Community Services, Inc.	Monrith	5, 15, 20
4	Counseling Clinic, Inc.	Benton	7, 22
5	East Arkansas Youth Services	Marion	1
6	Health Resources of Arkansas, Inc.	Batesville	16, 17
7	Quail Creek Children's Center	Hot Springs	9E, 16E
8	Phoenix Youth & Family Services	Crossett	10
9	Professional Counseling Associates	Lonoke	23
10 & 11	SW AR Counseling & Mental Health Center	Tearkana	13, 8N, 8S, 9W
12	United Family Services	Pine Bluff/Life Rock	6, 11E, 11W
13	Youth Bridge, Inc.	Fayetteville	4, 14, 19E, 19W

Specialized Residential Programs		Location	Service Type
1	Consolidated Youth Services ASAP	Jonesboro	Sex Offender Tx
2	Piney Ridge Psychiatric Center	Fayetteville	Sex Offender Tx
3	Piney Ridge Psychiatric Center	Fayetteville	Sex Offender Tx
4	Vera Lloyd Therapeutic Group Home	Monticello	Therapeutic GH
5	Youth Bridge Therapeutic Group Home (Male)	Fayetteville	Therapeutic GH
6	Youth Bridge Substance Abuse Treatment	Fayetteville	Substance Abuse

UAMS Mobile Assessment Team	Little Rock	Statewide Assessments
UAMS Adolescent Sexual Adjustment Program	Little Rock	Outpatient Assessment/Treatment

Map of AR Juvenile Detention Centers

Appendix II




- | | |
|---|---|
| 1. *Arkansas County JDC, DeWitt | 8. *Jefferson County JDC, Pine Bluff |
| 2. Benton County JDC, Bentonville | 9. *Miller County JDC, Texarkana |
| 3. Craighead County JDC, Jonesboro | 10. Mississippi County JDC, Luxora |
| 4. Crittenden County JDC, West Memphis | 11. Pulaski County JDC, Little Rock |
| 5. Faulkner County JDC, Conway | 12. Sebastian County JDC, Fort Smith |
| 6. *Garland County JDC, Hot Springs | 13. Washington County JDC, Fayetteville |
| 7. Independence County JDC, Batesville (White River JDC) | 14. *Yell County JDC, Danville |

* Indicates Division of Youth Services (DYS) six (6) Intergovernmental Agreement counties.

of AR Judicial Districts and List of Juvenile Judges

Index III



DYS Contact Information as of 8/1/2018

Appendix IV

General Inquiries

Betty Guhman, Director
Betty.Guhman@dhs.arkansas.gov
501-682-8755; 501-231-2302

Jon Brown, Deputy Director
Jonathan.brown@dhs.arkansas.gov
501-320-6156; 501-413-0911

Marq Golden, Assistant Director, Operations
Van.Golden@dhs.arkansas.gov
501-320-6106

Carmen Mosley-Sims, Assistant Director, Youth and Family Case Management
Carmen.Mosley-Sims@dhs.arkansas.gov
501-320-6295

April Hannah, Assistant Director, Residential Services
April.Hannah@dhs.arkansas.gov
501 396-6081

Adam Baldwin, Reform and Community Services Coordinator
Adam.baldwin@dhs.arkansas.gov
501-320-6127

AJATC Treatment Plans, Discharge plans, length of stay, specific case information

James Walker, Clinical Director
James.Walker@dhs.arkansas.gov
501-682-9779

AJATC Intake, Assessment, Case Management

Carmen Mosley-Sims, Assistant Director, Youth and Family Case Management
Carmen.Mosley-Sims@dhs.arkansas.gov
501-320-6295

Mailing Address:

Arkansas Division of Youth Services
770 Main Street
P.O. Box 1437, Slot S-501
Little rock, Arkansas 72203-1437

Fax: 501-683-2121