

**FY 2017**



# **Division of Youth Services**

**FY 2017**

**ANNUAL REPORT**

**July 1, 2016–June 30, 2017**

**Submitted**

**September 25<sup>th</sup>, 2017**



## Arkansas Division of Youth Services FY 2017 Annual Report

### Table of Contents

DYS FY 2017 Programmatic Highlights.....	p. 2
DYS FY 2017 Statistics Summary .....	p. 3–4
DYS Mission Statement & Core Beliefs.....	p. 5
Figure 1: <b>Total Commitments for FY17 with Reference to Previous Years</b> .....	p. 6
Figure 2: <b>Commitments by Offense</b> .....	p. 7
Figure 3: <b>First Commitments vs. Recommits</b> .....	p. 8
Figure 4: <b>Violent vs. Non-Violent Offenses</b> .....	p. 8
Figure 5: <b>Commitments by Age &amp; Gender</b> .....	p. 9
Figure 6: <b>Commitments by Age, Gender, &amp; Race</b> .....	p. 10
Figure 7: <b>Commitments by Race</b> .....	p. 10
Figure 8: <b>Commitments by Race by County</b> .....	p. 11–12
Figure 9: <b>Commitments by District</b> .....	p. 13
Figure 10: <b>Commitments by District by Year</b> .....	p. 14–15
Figure 11: <b>Secure Facility Bed Rates &amp; Annual Cost</b> .....	p. 16
Figure 12: <b>Youth Served by Community-Based Provider (CBP) Services</b> .....	p. 17
<i>Appendix I: Map of AR DYS Treatment Centers, Programs, and Providers</i> .....	p. 18–19
<i>Appendix II: Map of AR Juvenile Detention Centers</i> .....	p. 20
<i>Appendix III: Map of AR Juvenile Judicial Districts</i> .....	p. 21

## DYS FY 2017 Programmatic Highlights

- ✓ Governor named **new DYS Director**, Betty Guhman; interim-July, permanent-September
- ✓ Conducted ongoing **organizational review** at initial 30-days, 6 months, and 1 year
  - New Data Analysis Unit as part of broader System Reform Section
  - New Case Management Section, focusing on managing services for youth and families, from intake, assessment, treatment, discharge and reentry.
  - Unified Residential and Community-Based Services Section to focus on managing, evaluating and supporting contract services
  - New Family Advocate at Central Office; Family Liaisons at residential facilities
- ✓ **Strengthened focus on family** reunification and aftercare/reentry services
- ✓ Conducted **survey of judges, probation officers, and community-based providers** area to assess availability and quality of services in each judicial district and catchment area
- ✓ DYS Director and leadership team conducted **statewide listening tour**, visiting judges, community-based providers, and local stakeholders in each catchment area
- ✓ Convened **Discharge War Room** to reduce average length-of-stay for youth in confinement
- ✓ At Governor's instruction, assumed **direct management of seven residential facilities**
  - On-boarded 250+ residential staff as temporary state employees
  - Worked with DBHS to provide full-time therapist and substance abuse treatment each site
  - Contract with Virtual Arkansas, ADE-backed online education curriculum, ensuring standardized curriculum, individualized instruction and course credits transfers,
  - Standardized and increased pay for frontline workers across seven facilities
  - Expansion of UAMS contract to provide medical services at all seven sites
  - Coordination with DCCECE to enroll facilities in National School Lunch program
  - Initiated projects to enhance enrichment activities, family focus, therapeutic environment
- ✓ Combined **stakeholder working groups** of Youth Justice Reform Board and Supreme Court Commission on Children, Youth and Families to streamline and strengthen complementary goals
- ✓ New **joint-efforts with sister DHS divisions** and fellow state agencies, including:
  - Developing MOU on dual-custody youth with DCFS
  - Review of DYS population to identify and transition youth eligible for DDS services
  - Partnership with DBHS to improve quality of residential and community-based treatment
  - Collaboration with DMS and DCO to better leverage use of Medicaid funds
  - Work with Arkansas Teacher Retirement System to include DYS/provider teachers
  - Ongoing effort with Arkansas Community Corrections to share data for the purposes of tracking and reducing recidivism and improving the quality of services provided
- ✓ Awarded approximately \$2 million in Judicial District Innovation Grants to fund effective, replicable pilot projects aimed at reducing confinement and DYS commitments; Awarded approximately \$150,000 in JJDP funds to local non-profit or governmental agencies across the state serving court-involved youth
- ✓ Administrative Office of the Courts-led SAVRY initiative piloting state-validated risk assessment in four counties, including Faulkner, which reduced FY17 commitments by over a third from the previous year.

## DYS FY 2017 Statistics Summary

### Total Commitments FY 2014-2017 (Figure 1)

2017 = 433      2016 = 467      2015 = 526      2014=486

### Commitments by Offense (Figure 2)

Felony = 56% Misdemeanor = 30% Aftercare Violation = 3% Probation Revocation = 11%

### First Commitments vs. Recommits (Figure 3)

First Commits = 76%    Recommits = 24%

### Violent vs. Non-Violent Offenses (Figure 4)

Violent offenses = 15%    Non-violent offenses = 85%

### Commitments by Age, Gender, Race (Figure 5, 6, 7)

Total FY17 commitments, gender: 85% male, 15% female

AR youth population, gender: 51% male, 49% female

Total FY17 commitments, race: 51% African American, 41% white, 8% other

AR youth population, race: 20% African American, 77% white, 3% other

Ages of committed youth: 11–19 years

Over half of total commitments were between 15–17 years

### Commitments by County (Figure 8)

#### *Top Committing counties (# of commitments)*

- 1) Pulaski (40)
- 2) Jefferson (38)
- 3) Saline (24)
- 4) Union (24)
- 5) Hempstead (18)
- 6) Ouachita (18)
- 7) Sebastian (14)

### Commitments by Judicial District (Figure 9) (Appendix III)

#### *Top committing districts (# of commitments)*

- 1) 13<sup>th</sup> (60)
- 2) 2<sup>nd</sup> (40)
- 3) 6<sup>th</sup> (40)
- 4) 11<sup>th</sup> (40)
- 5) 10<sup>th</sup> (33)
- 6) 22<sup>nd</sup> (24)
- 7) 7<sup>th</sup> (21)

### Commitments by Judicial District by Year (Figure 10)

#### *Largest Reduction in commitments*

- 1) 6<sup>th</sup> (-11)
- 2) 3<sup>rd</sup> (-8), 12<sup>th</sup> (-8), 20<sup>th</sup> (-8)
- 3) 9<sup>th</sup> E (-7)

#### *Largest Increase in Commitments*

- 1) 11<sup>th</sup> W (+12)
- 2) 16<sup>th</sup> (+10)
- 3) 8<sup>th</sup> S (+7)
- 4) 15<sup>th</sup> (+6)
- 5) 8<sup>th</sup> N (+5)

### Secure Facility Bed Rates & Annual Cost (Figure 11)

Alexander Juvenile Assessment and Treatment (AJATC) = \$239.08

Residential Treatment Facilities (contracted provider rates, average) = \$144

Specialized Therapeutic Group Homes (contracted provider rates, average) = \$120

County Juvenile Detention Centers (average) = \$75

### Youth Served by Community-Based Provider (CBP) Services by Judicial District (Figure 12)

#### *Top Districts with youth and families served*

- 1) 2<sup>nd</sup> (477)
- 2) 11<sup>th</sup> W (412)
- 3) 6<sup>th</sup> (380)
- 4) 5<sup>th</sup> (381)
- 5) 4<sup>th</sup> (373)
- 6) 19<sup>th</sup> W (317)
- 7) 22<sup>nd</sup> (308)
- 8) 20<sup>th</sup> (299)
- 9) 10<sup>th</sup> (290)
- 10) 12<sup>th</sup> (258)

### DYS Programs Map (Appendix I)

DYS Residential Treatment Facilities (AJATC + 7) = 8

Community-based service providers = 13

Specialized Residential Programs = 10

### Juvenile Detention Center Map (Appendix III)

Total number of county-operated detention centers = 14

DYS-JDC Intergovernmental Agreements = 6

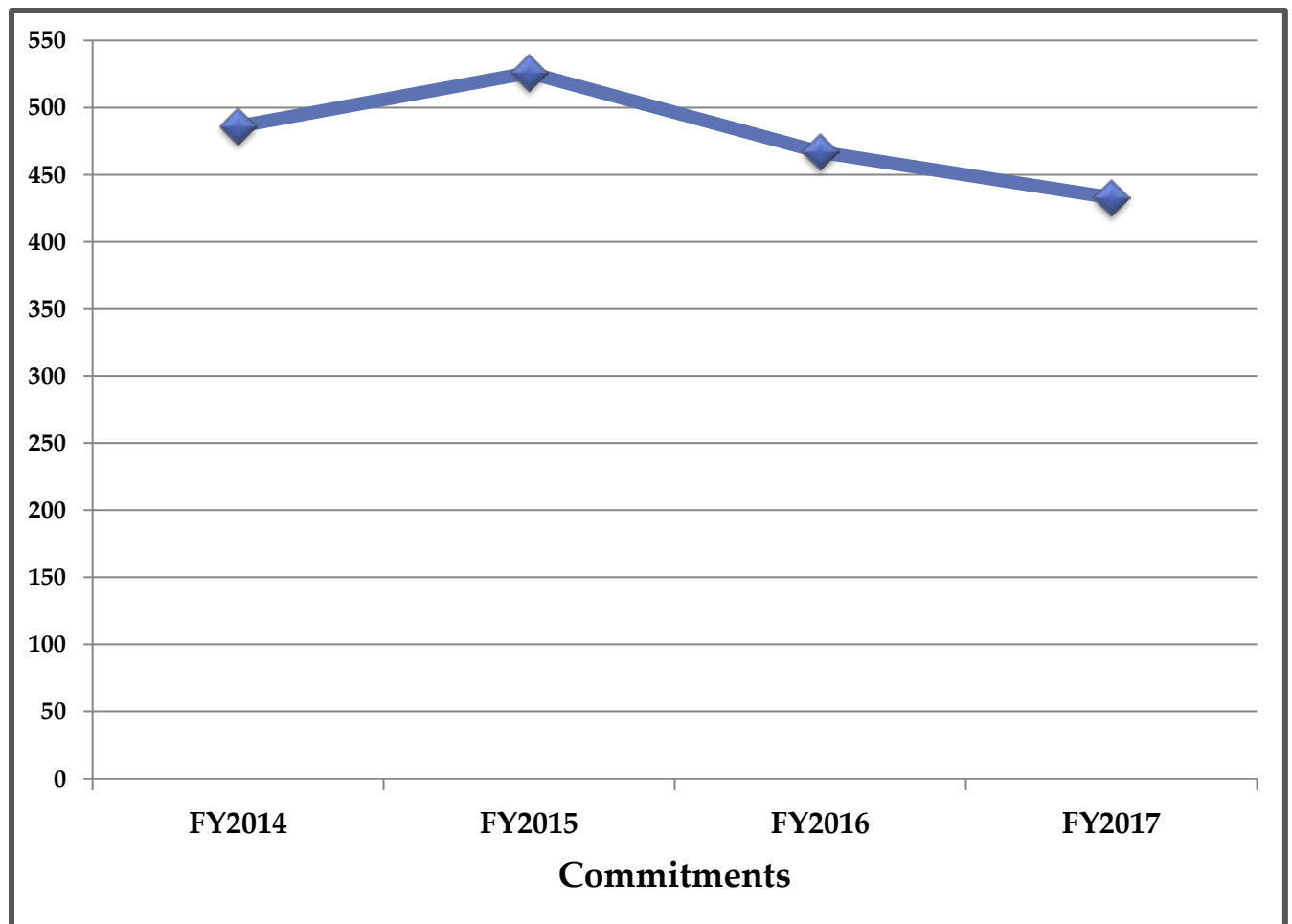
# DYS Mission Statement

The Arkansas Division of Youth Services works with judges, providers, schools, and other stakeholders to provide a continuum of individualized rehabilitative services and sanctions for at-risk and adjudicated youth and their families. Services will provide alternatives to confinement or commitment to DYS and/or support transition of youth back into their homes, schools and communities. Treatment plans for both youth and families will rely on results of individualized risk and needs assessment, and promote positive growth, educational and vocational development, self-sufficiency, and accountability.

## DYS Core Themes

- Individualized assessment and case management for families and youth
- Services in least-restrictive settings, located close to home
- Wide array of community based service options for judges, families and youth
- Family-focused, strength-based approach to services
- Reduced use of confinement and commitment to DYS
- Limited length of stay recommendations in residential settings
- Structured, data-driven decision making at every stage of system
- Better collaboration, data sharing among all parts of juvenile justice system
- Focus on education and vocational training opportunities for all youth
- Collaboration with local school districts and other community services

Figure 1: Total Commitments for FY17 with Reference to Previous Years



**Commitments** for FY 2017 (433) are down from 2016 (467) and FY 2015 (526).

Figure 2: Commitments by Offense

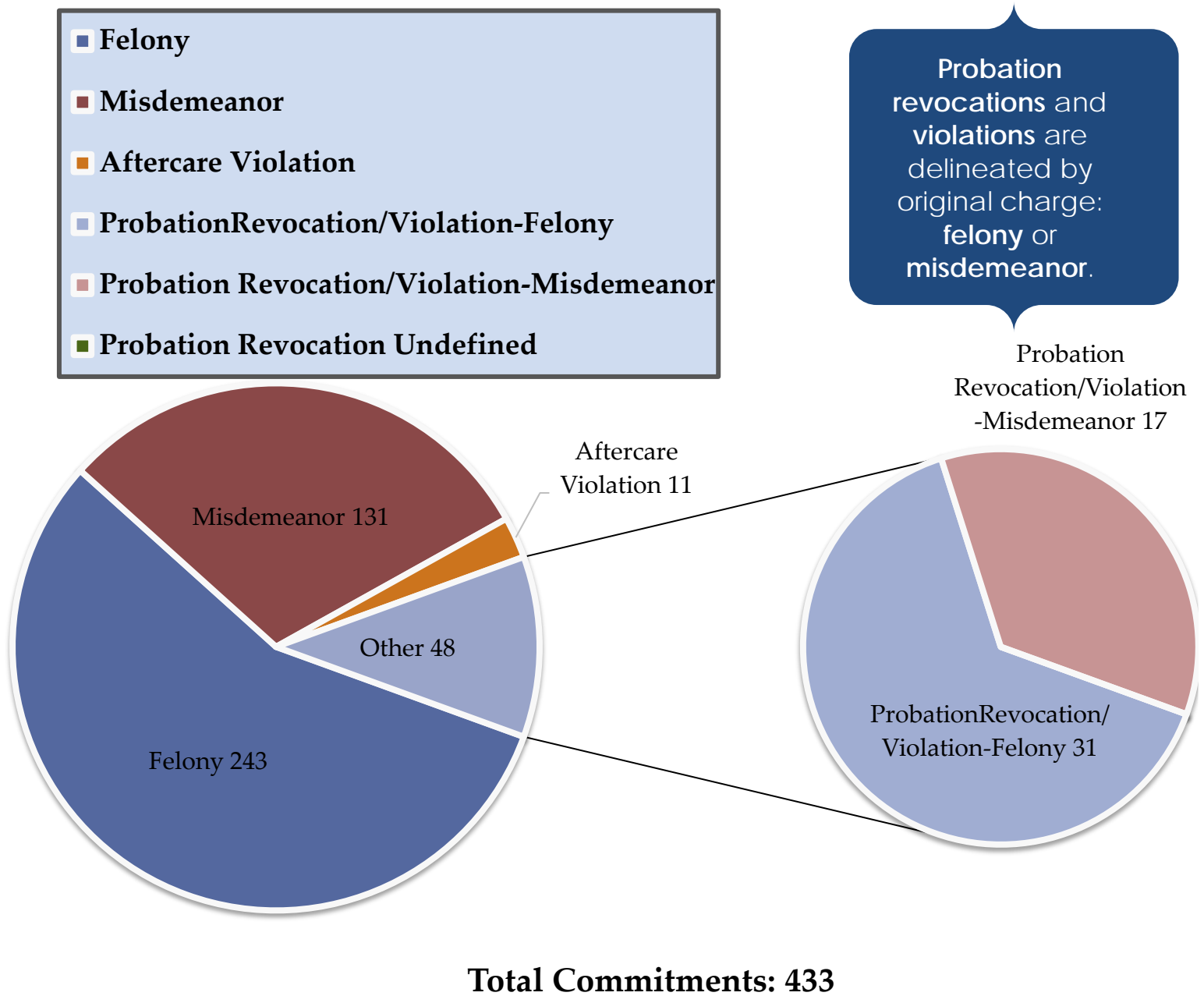




Figure 3: First Commitments vs. Recommits

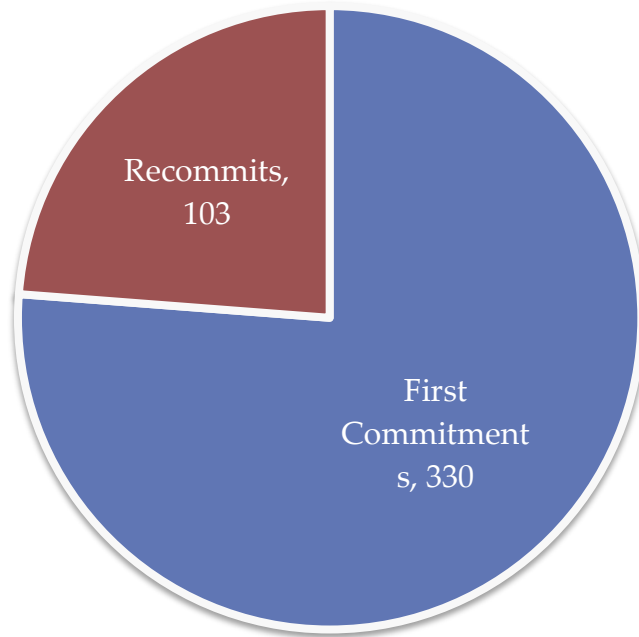


Figure 4: Violent Offenses vs. Non-Violent Offenses

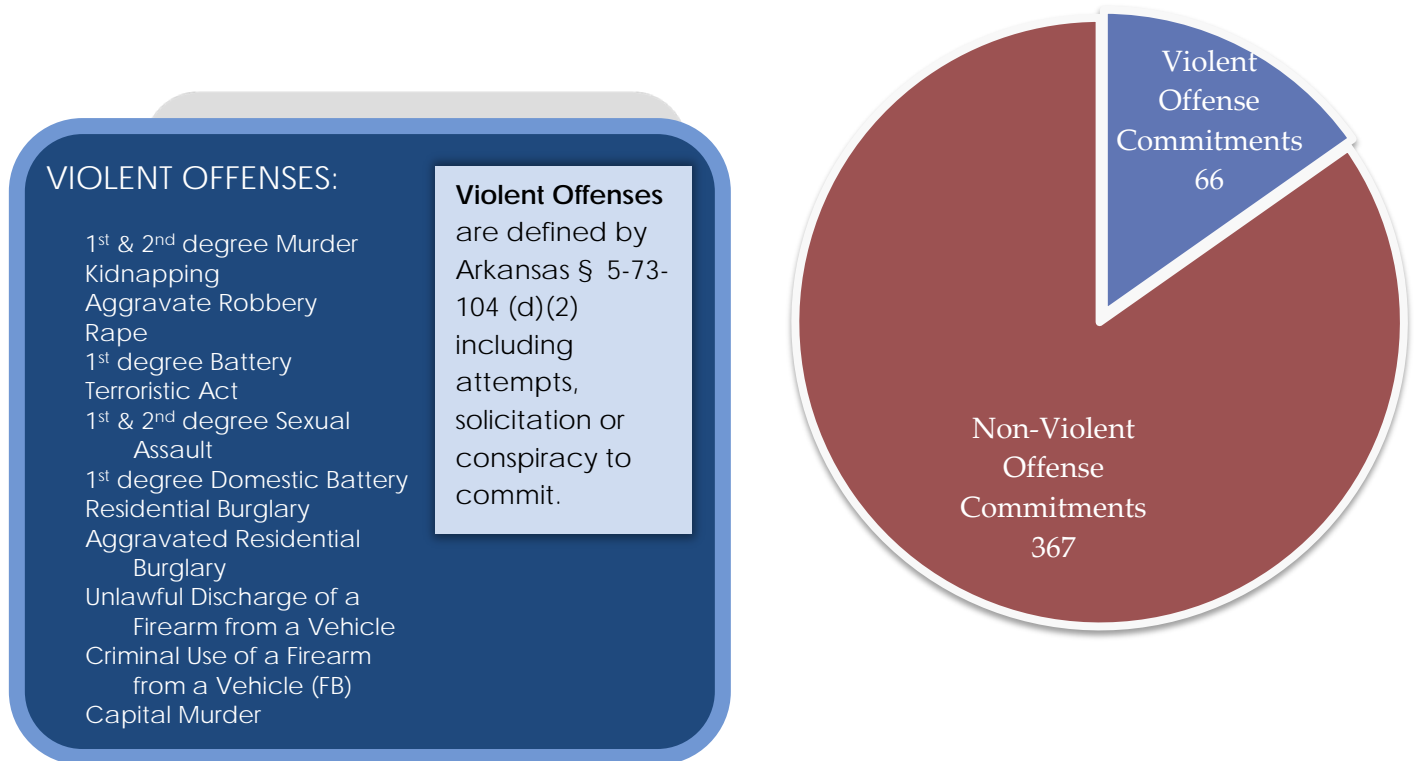
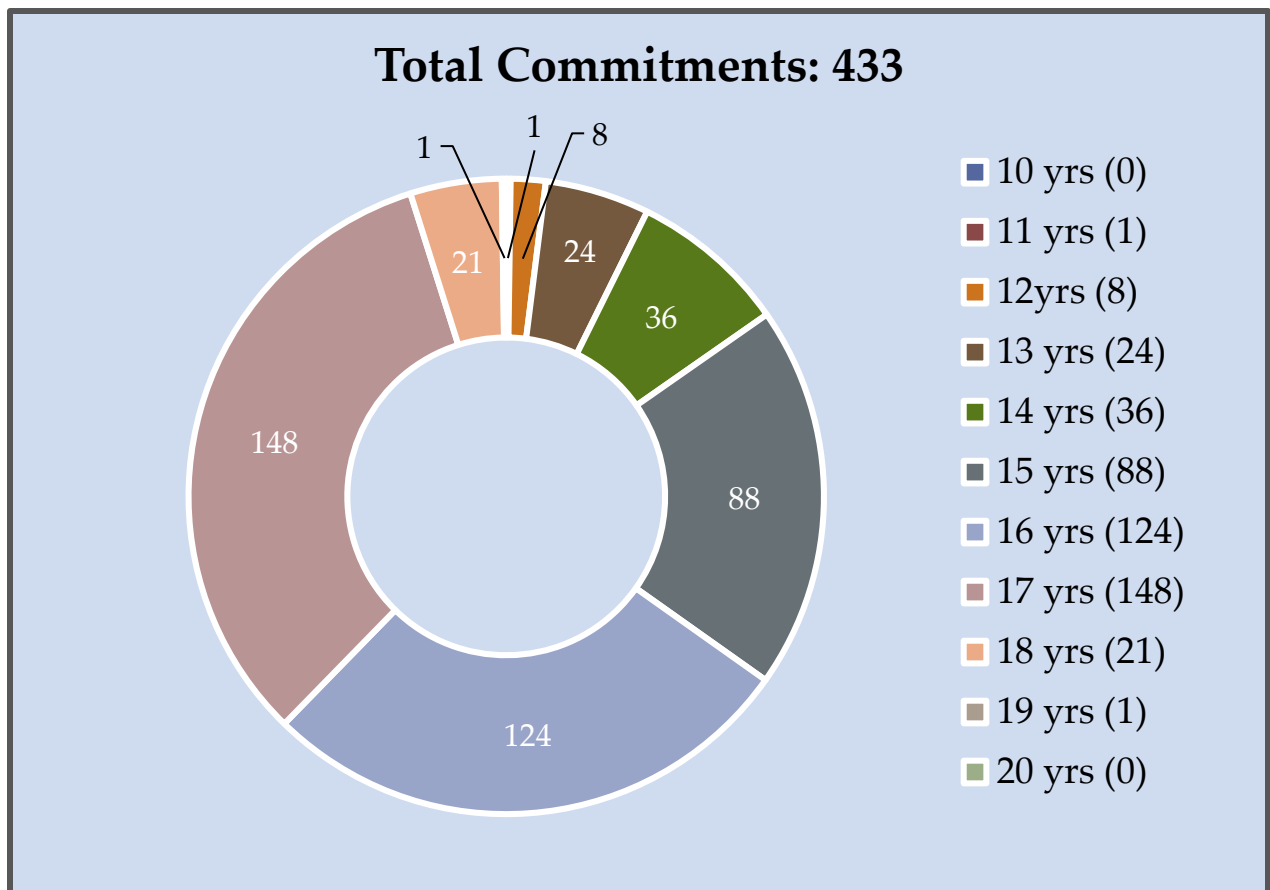
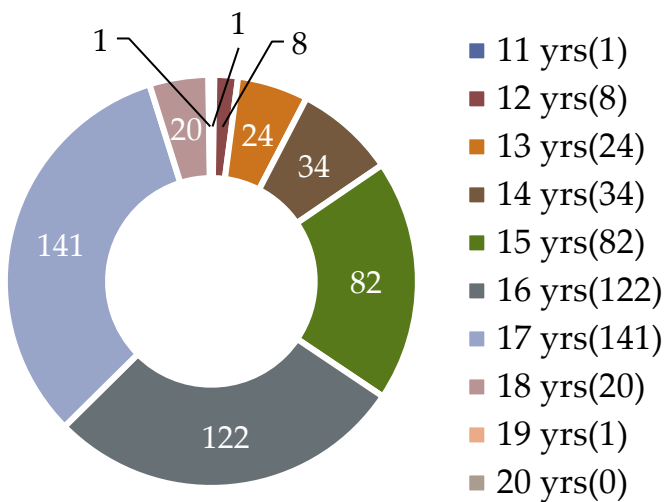


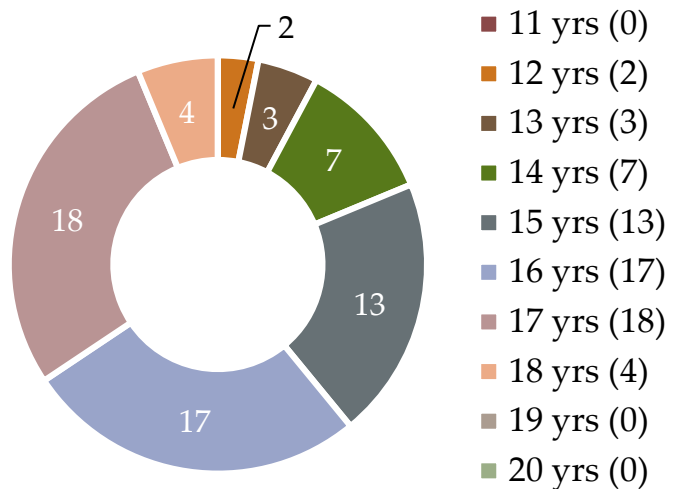
Figure 5: Commitments by Age & Gender



**Male Commitments: 369**



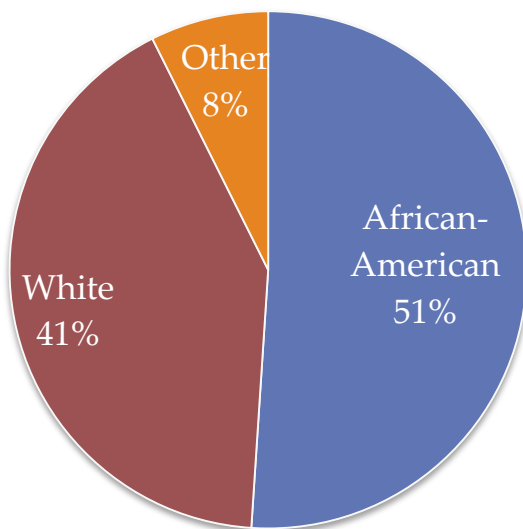
**Female Commitments: 64**



## Figure 6: Commitments by Age, Gender, and Race

Age (yrs)	African-American		White		Other		TOTAL
	male	female	male	female	male	female	
10							0
11			1				1
12	3	2	1		2		8
13	11	1	7	2	3		24
14	13	1	11	4	3	2	34
15	43	6	23	5	3	2	82
16	60	8	41	8	4	1	122
17	59	6	54	10	10	2	141
18	8		8	4			21
19			1				1
20							0
<b>TOTAL</b>	<b>197</b>	<b>24</b>	<b>147</b>	<b>33</b>	<b>25</b>	<b>7</b>	<b>433</b>

## Figure 7: Commitments by Race



Statewide, **African-American** youth make up **20 percent** of the adolescent population, while **white** youth account for **77 percent**.

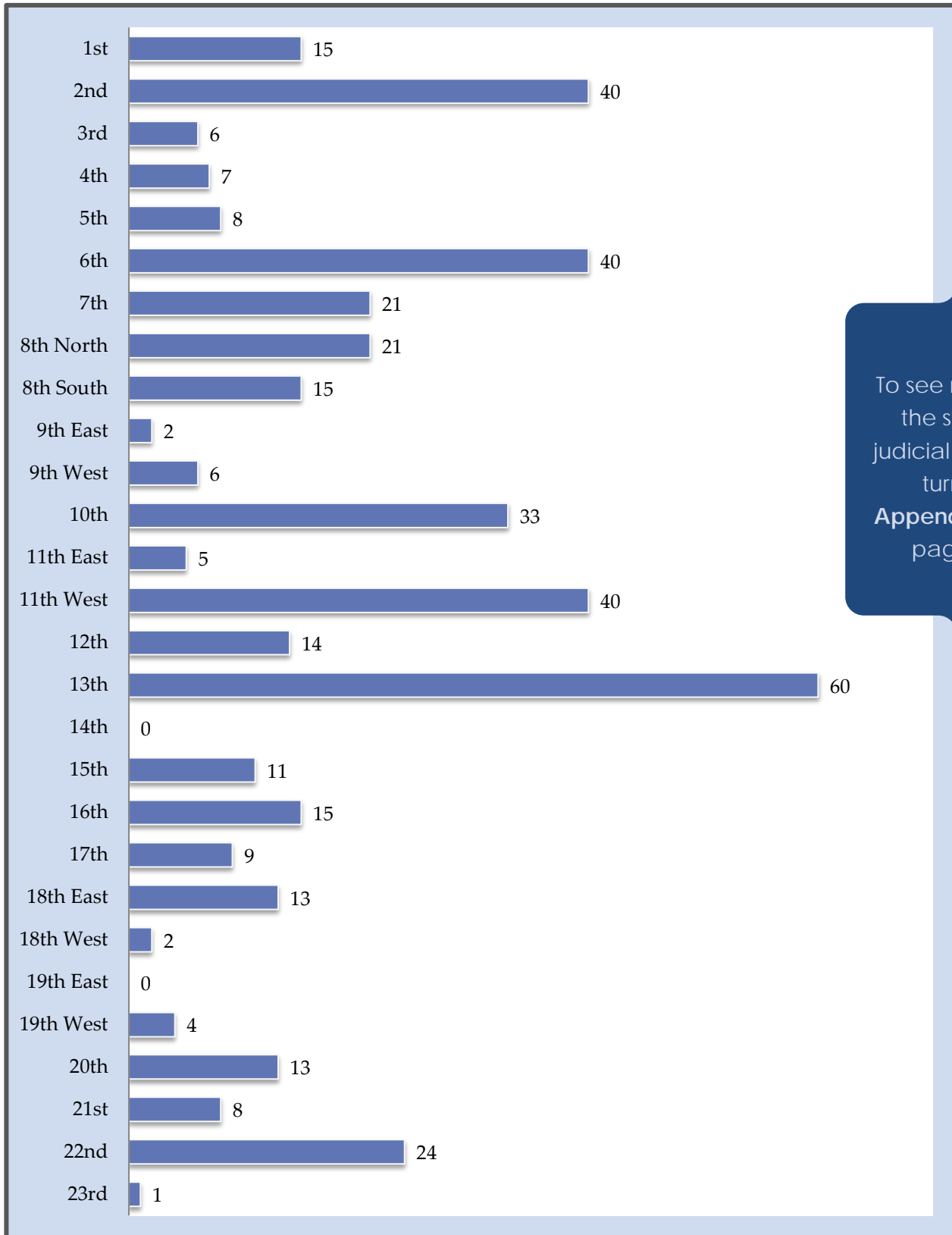
## Figure 8: Commitments by Race by County

Committing County	African-American	White	Other	TOTAL
Arkansas	3	2		5
Ashley	3	7		10
Baxter				
Benton		2	2	4
Boone				
Bradley	4			4
Calhoun		1		1
Chicot	6		2	8
Clark		2		2
Clay		2		2
Cleburne	1	6		7
Cleveland	3	1		4
Columbia	8	2		10
Conway		3	1	4
Craighead	7	3	2	12
Crawford		8		8
Crittenden	11			11
Cross	1	1	1	3
Dallas	1	2		3
Desha	2	1	1	4
Drew	4	2	1	7
Faulkner	2	9	1	12
Franklin		3		3
Fulton		1		1
Garland	4	8	1	13
Grant	1	9		10
Greene	1	1		2
Hempstead	8	4	6	18
Hot Spring	5	6		11
Howard		1		1
Independence	1	3		4

## Figure 8: Commitments by Race by County (continued)

Committing County	African-American	White	Other	TOTAL
Izard		2		2
Jackson	4			4
Jefferson	35	2	1	38
Johnson		5		5
Lafayette		2		2
Lawrence				
Lee				
Lincoln		2		2
Little River	1			1
Logan		1		1
Lonoke		1		1
Miller	8	4	1	13
Mississippi	7	3		10
Monroe	1			1
Nevada		3		3
Ouachita	9	7	2	18
Phillips	6			6
Pike				
Poinsett	2	1		3
Pope				
Polk		2		2
Pulaski	34	5	1	40
Randolph		1		1
Saint Francis	4			4
Saline	5	19		24
Scott		3		3
Sebastian	5	7	2	14
Searcy				
Sevier	1		3	4
Sharp		1		
Stone		1		1
Union		5	1	1
Van Buren	18	1		24
Washington		2	2	1
White	3	6	1	7
Woodruff	2	1		9
Yell		3		1
TOTAL	221	180	32	433

## Figure 9: Commitments by District



To see **maps** of the state's judicial districts, turn to **Appendix III** on page 21

## Figure 10: Commitments by District by Year

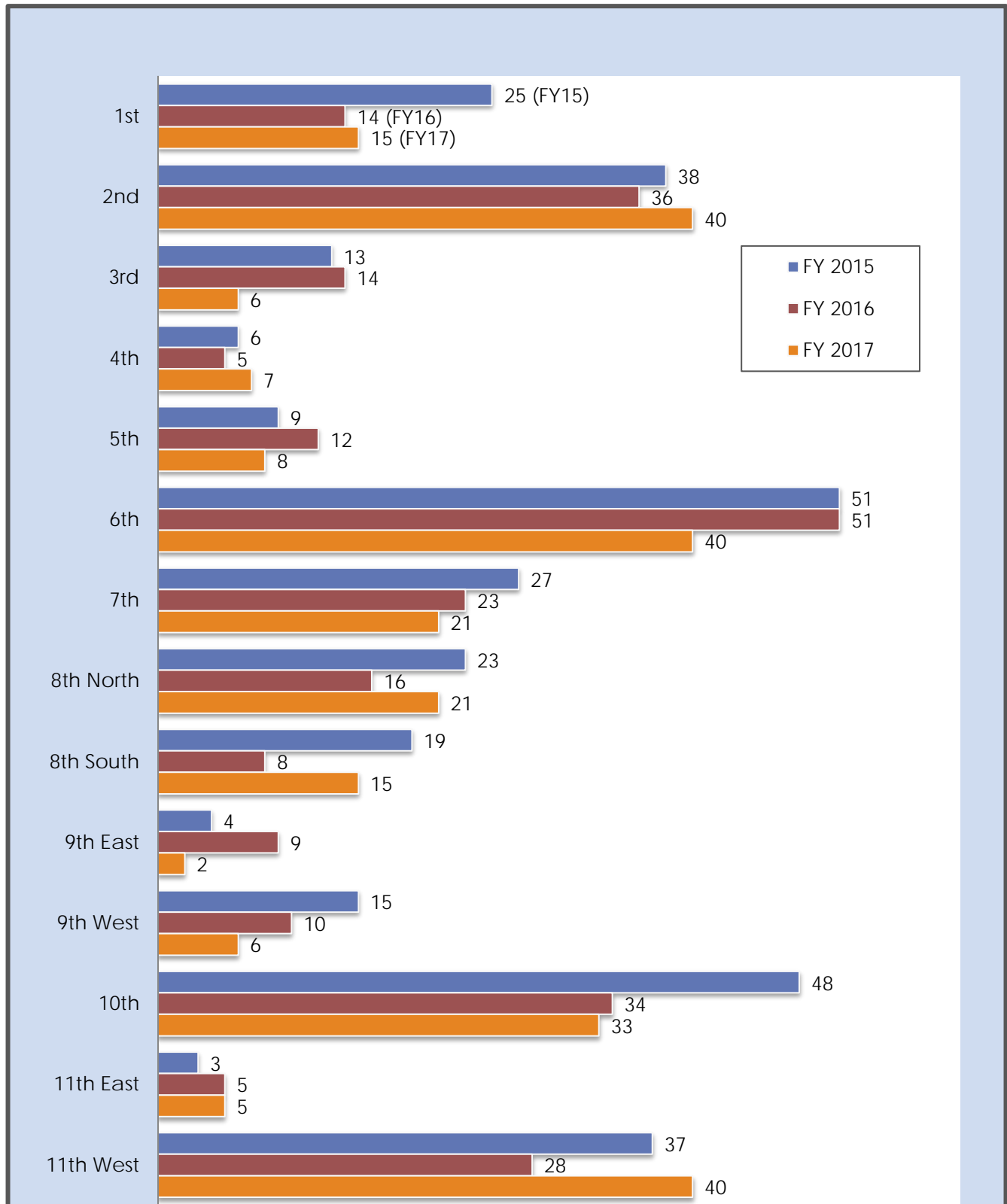
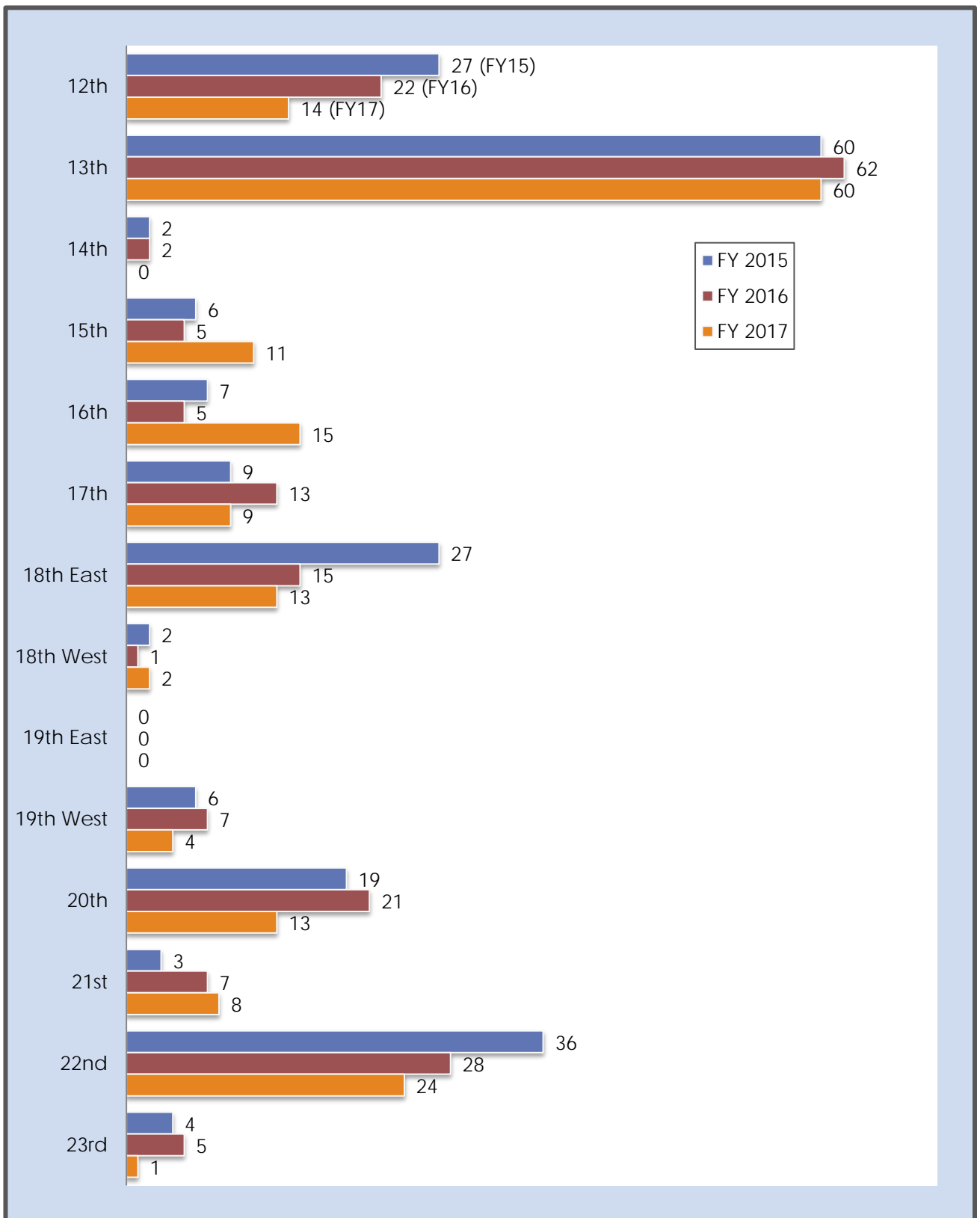


Figure 10: Commitments by District by Year (continued)



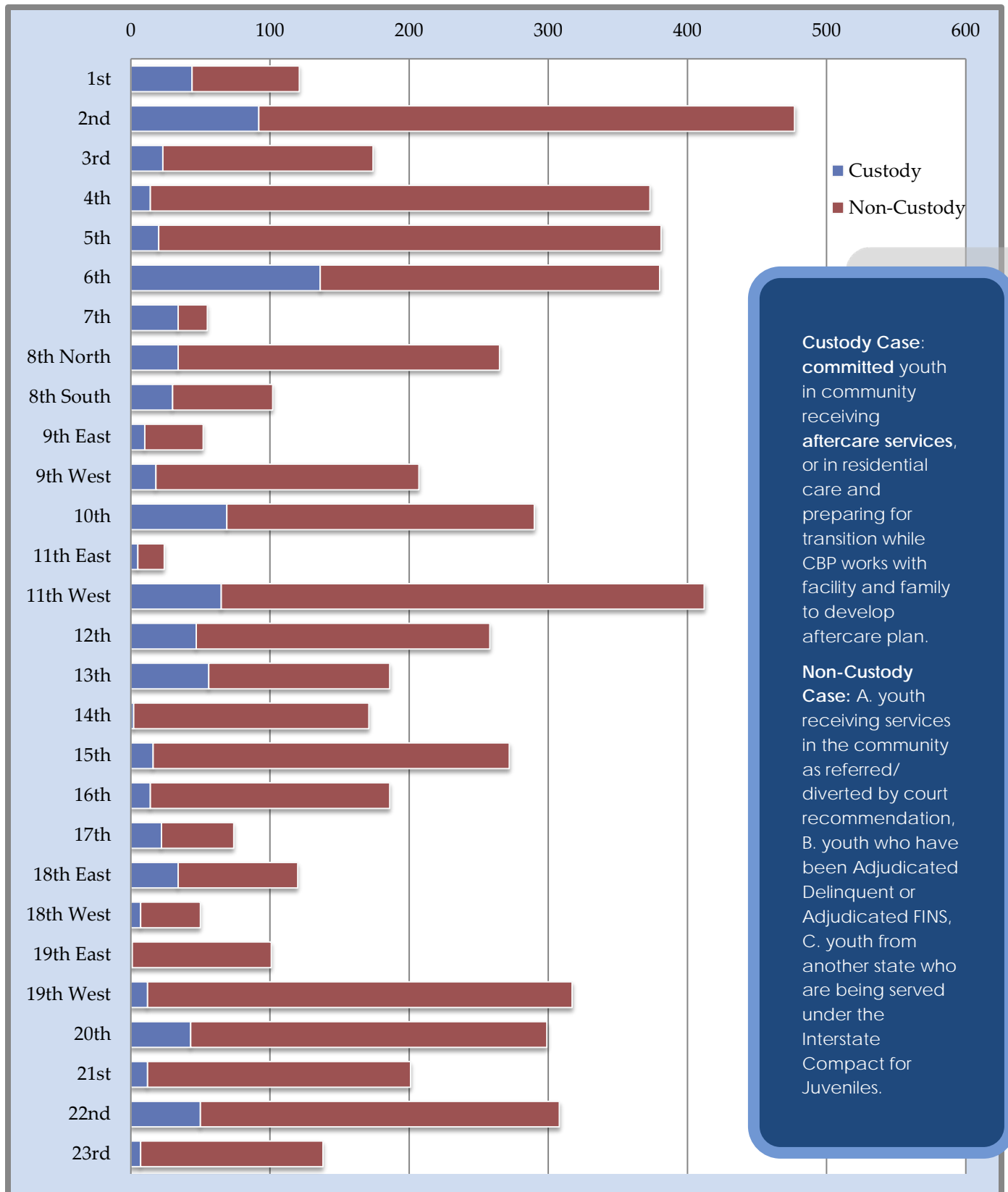


## Figure 11: Secure Facility Bed Rates & Annual Cost-per-Youth

Facility	Provider	Daily Bed Rate	Annual Cost-Per-Youth
AJATC	ROP	\$239.08	\$87,264.20
Colt JTC	CYS	\$145.00	\$52,925.00
Harrisburg JTC	CYS	\$143.00	\$52,195.00
Dermott JTC	SAYS	\$145.00	\$52,925.00
Dermott 18-21	SAYS	\$150.00	\$54,750.00
Mansfield Boys	SAYS	\$139.00	\$50,735.00
Mansfield Girls	SAYS	\$142.00	\$51,830.00
Lewisville JTC	SAYS	\$144.00	\$52,560.00
Specialized Therapeutic Group Homes (avg.)		\$120.00	\$43,800.00
County Juvenile Detention Centers (avg.)		\$75.00	\$27,375.00

**Daily Bed Rate:** reflect provider-contracted service rates; includes room, board, and treatment; **does not include** medical care or education expenses.

# Figure 12: Youth Served by Community-Based Provider (CBP) Services by Judicial District








## Appendix I



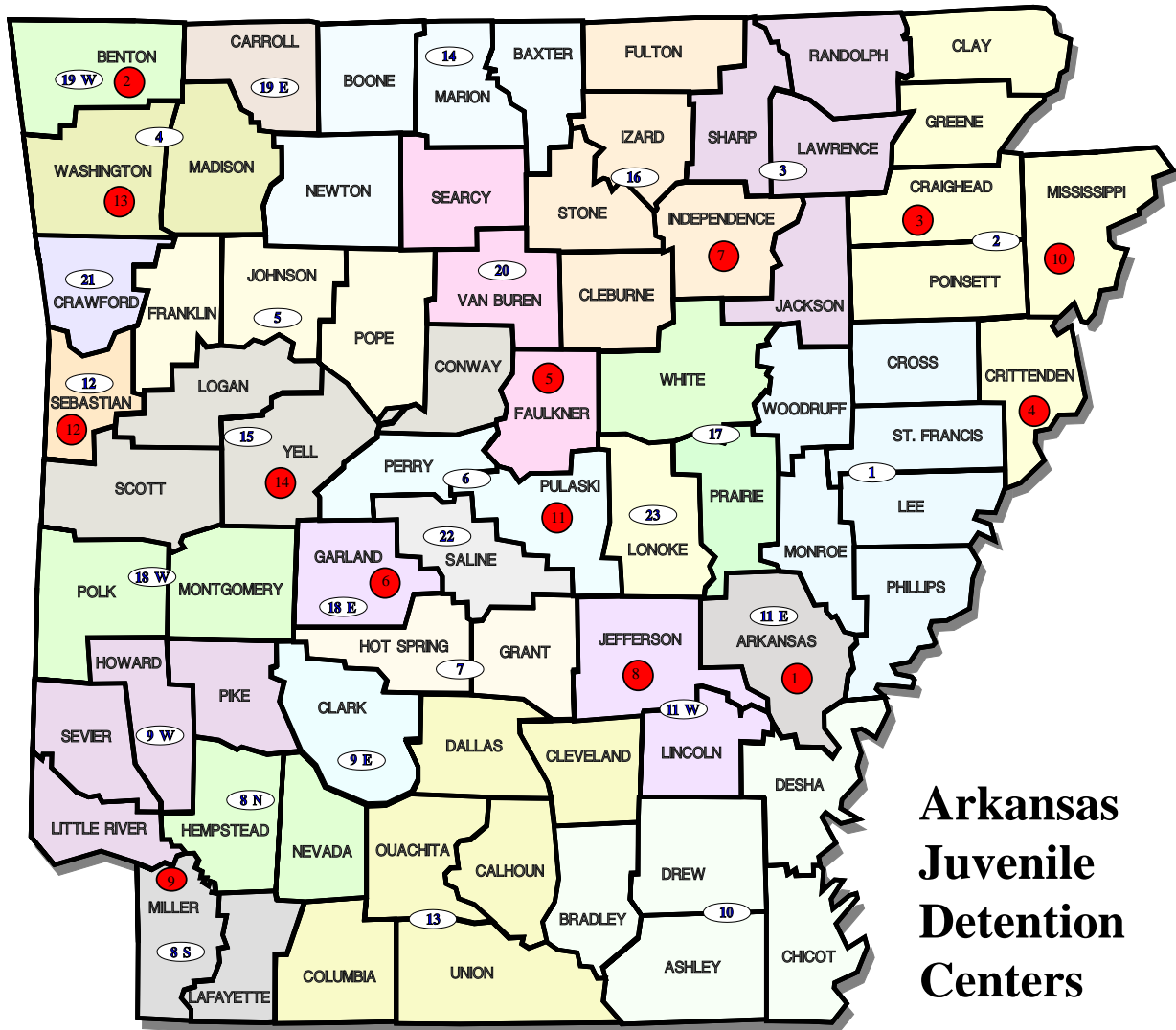
# Map of AR DYS Treatment Centers, Specialized Residential Programs, and Community-Based Providers (key)

## Appendix I (cont.)

	Regional Treatment Centers and Correctional Facility				Location	Residential Beds
1	Arkansas Juvenile Assessment & Treatment Center				Alexander	100
2	Colt Juvenile Treatment Center				Colt	28
3	Harrisburg Juvenile Treatment Center				Harrisburg	36
4	Mansfield Juvenile Treatment Center for Girls				Mansfield	22
5	Mansfield Juvenile Treatment Center				Mansfield	27
6	Dermott Juvenile Correctional Facility				Dermott	32
7	Dermott Juvenile Treatment Center				Dermott	30
8	Lewisville Juvenile Treatment Center				Lewisville	30
					Contracted Beds	305
	Community Based Providers			Location	Judicial Districts	
1	Comprehensive Juvenile Services			Ft. Smith	12, 18W, 21	
2	Consolidated Youth Services			Jonesboro	2, 3	
3	Community Services, Inc.			Morrilton	5, 15, 20	
4	Counseling Clinic, Inc.			Benton	7, 22	
5	East Arkansas Youth Services			Marion	1	
6	Preferred Family Healthcare			Batesville	16, 17	
7	Ouachita Children's Center			Hot Springs	9E, 18E	
8	Phoenix Youth & Family Services			Crossett	10	
9	Professional Counseling Associates			Lonoke	23	
10	South Arkansas Youth Services			Magnolia	13	
11	SW AR Couns. & Mental Health. Cntr.			Texarkana	8N, 8S, 9W	
12	United Family Services			Pine Bluff/Little Rock	6,11E, 11W	
13	Youth Bridge, Inc.			Fayetteville	4, 14, 19W, 19E	
	Specialized Residential Programs				Location	Service Type
1	Arkansas State Hospital (Psychiatric)				Little Rock	Sex Off Tx./Psychiatric
2	Consolidated Youth Services ASAP				Jonesboro	Sex Off. Tx.
3	Piney Ridge Psychiatric Center				Fayetteville	Sex Off.Tx.
4	Rivendell Psychiatric Treatment				Benton	Psychiatric
5	SAYS Therapeutic Group Home				Magnolia	Therapeutic
6	Vera Lloyd Therapeutic Group Home				Monticello	Therapeutic
7	Youth Bridge Therapeutic Group Home (Male)				Fayetteville	Therapeutic
8	Youth Bridge Substance Abuse Treatment				Fayetteville	Substance Abuse
9	Youth Home, Inc.				Little Rock	Psychiatric
10	Youth Villages, Inc.				Memphis, TN	Sex Off. Tx./Psychiatric
	UAMS Assessment Team				Little Rock	Statewide Assessments
	UAMS Adolescent Sexual Adjustment Program				Little Rock	Outpatient Assessment/Treatment

# Map of AR Juvenile Detention Centers

## Appendix II



1. *Arkansas County JDC, DeWitt	8. *Jefferson County JDC, Pine Bluff
2. Benton County JDC, Bentonville	9. *Miller County JDC, Texarkana
3. Craighead County JDC, Jonesboro	10. Mississippi County JDC, Luxora
4. Crittenden County JDC, West Memphis	11. Pulaski County JDC, Little Rock
5. Faulkner County JDC, Conway	12. Sebastian County JDC, Fort Smith
6. *Garland County JDC, Hot Springs	13. Washington County JDC, Fayetteville
7. Independence County JDC, Batesville (White River JDC)	14. *Yell County JDC, Danville

\* Indicates Division of Youth Services (DYS) six (6) Intergovernmental Agreement counties.

## Appendix III

