

ARKANSAS DHS STATISTICAL REPORT
DIVISION OF YOUTH SERVICES
FY 2024

DIVISION OF
YOUTH
SERVICES

ARKANSAS DHS STATISTICAL REPORT

DIVISION OF YOUTH SERVICES

FY 2024

INTRODUCTION

Mission

The mission of the Division of Youth Services is to provide effective prevention, intervention and treatment programs to give opportunities for success to families and children in Arkansas and to ensure public safety. Services will provide alternatives to confinement or commitment to DYS and/or support transition of youth back into their homes, schools and communities. Treatment plans for both youth and families will rely on results of individualized risk and needs assessment, and promote positive growth, educational and vocational development, self-sufficiency, and accountability

Vision

The Arkansas Division of Youth Services works with judges, providers, schools, and other stakeholders to provide a continuum of individualized rehabilitative services and sanctions for at-risk and adjudicated youth and their families. Children and families in Arkansas are safe and have the resources they need in their communities to help them succeed.

Values

This plan is based on a number of shared values and beliefs among stakeholders for juvenile justice reform:

1. Youth are best served in **least-restrictive settings located close to home**, when appropriate, evidence-based rehabilitative service are available and removing youth from the home should be the option of last resort.
2. Families, schools, law enforcement and courts need a **wide array of service options**, including graduated sanctions outside the courtroom.
3. **Decision-making should be data-driven**, and programs and services should be supported by data demonstrating their effectiveness in improving outcomes for youth and families.
4. Effective community based services can **reduce the use of confinement and commitment to DYS** and result in significant fiscal savings in state revenue.
5. Treatment and placement decisions should be **individualized, based on comprehensive, standardized assessment, and actively involve youth and families** in the planning processes.
6. All youth in DYS custody should be provided **effective education and vocational training opportunities**.
7. **Limited length of stay recommendations** should recognize that effectiveness of treatment providing institutional settings is diminished after six months, notwithstanding correctional and public safety goals.
8. **Collaboration with local school districts is critical to successful prevention, aftercare and re-entry for DYS youth.**
9. **Funding allocation across residential and community-based services** must be rebalanced.
10. All children and youth in the state should have equal opportunities for services and success, without regard to gender, race or ethnicity, disability, geographic location, or income level.

Historic Overview of DYS

Act 199 of 1905 established the first reform schools in Arkansas in Little Rock and Alexander, respectively.

Act 67 of 1917, the Arkansas Boys' Reform School was relocated to Pine Bluff.

Act 60 of 1937 established two additional "training" schools at Wrightsville and Fargo.

In 1968, the Department for Rehabilitative Services was assigned responsibility to administer "training" schools. The Benton Services Center was opened and controlled the diagnosis and intake responsibilities regarding the youth committed to state custody.

In 1971, Act 38 established the Department of Social and Rehabilitative Services (SRS), a forerunner to the current Department of Human Services (DHS). The Office of Juvenile Services was placed under the direction of the Director of SRS. In 1977, the Division of Youth Services was formally created as a division within the present DHS.

In 1985, Act 348 merged the Division of Youth Services with the Division of Children and Family Services until Act 1296 of 1993 reestablished DYS as an independent division within DHS. The Division of Youth Services (DYS) was authorized by Act 1296 to be "devoted entirely to handling the problems of youths involved in the juvenile justice system." DYS became operational in October 1993 and is responsible for client-specific programming and individual treatment programs, serious offender programs for violent youth offenders, providing alternative community-based programming, and other services specified directly by Act 1296.

ARKANSAS DHS STATISTICAL REPORT
DIVISION OF YOUTH SERVICES
FY 2024

In 2015, Act 1010 directs the Division of Youth Services of the Department of Human Services to establish the Youth Justice Reform Board to improve the effectiveness of the juvenile justice system and provide oversight of commitment reduction services. The Division of Youth Services and the Board were directed to develop a plan to reduce the use of secure confinement for youth who do not present a serious risk to public safety, calculate savings from reductions in youthful offender commitments and DYS residential populations and allow for the support and expansion of proven effective community based alternatives to secure confinement.

In 2019, Act 189 transformed Arkansas' juvenile justice system through establishing the utilization of validated risk assessment tools, creating a plan for diversion options to maximize the benefits for juvenile offenders, and developing a plan for the reinvestment of funds into community-based services.

In 2019, Act 910 moved The Civilian Student Training Program (CSTP) from the Department of the Military to the Division of Youth Services.

Source: Division of Youth Services

ARKANSAS DHS STATISTICAL REPORT
DIVISION OF YOUTH SERVICES
FY 2024

In FY 2024, the Division of Youth Services contracted with Community Based Providers (CBP) for the following services: Targeted Casework Management, Therapy, Diagnosis and Evaluation, Intensive Casework Management, Interstate Compact, Emergency Shelter and Residential Treatment. In addition, the Community Based Providers provided sanction services that included Community Service Supervision, Intensive Supervision and Tracking, Compliance Monitoring, Drug Screening, Day Services Level I, Day Services Level II, and Crisis Residential Treatment. Funding for community based services was allocated to each judicial district, with one contractor servicing each district. The providers in each district conducted a needs survey in order to provide the services most beneficial to the youth in their individual areas. Aftercare services were provided in accordance with ACT 1222, with quarterly reports submitted to the Legislative Committee on Children and Youth.

The Division also contracts for Specialized Services including: Therapeutic Group Home Services, Comprehensive Residential Treatment Services in Psychiatric facilities, Sex Offender Treatment Services, Socialization/Recreation Services, Diagnosis and Evaluation and Therapy. The Residential Facilities have a total of beds contracted with DYS.

The Residential Facilities had direct expenses in the amount of \$34,279,547.38. The Community Based Programs and Service Providers had direct expenses in the amount of \$22,725,719.89. The Specialized Services Programs had direct expenses in the amount of \$ 4,560,790.48. Operational expenses were in the amount of \$ 9,194,761.54 with additional construction expenses of \$ 412,780.74. Total expenditures were \$71,173,600.03 .

Community Based Programs and Services Providers

Counseling Clinic, Inc.
Comprehensive Juvenile Services
Conway County Community Services, Inc.
Consolidated Youth Services
East Arkansas Youth Services, Inc.
Ouachita Children's Center, Inc.
Professional Counseling Associates
Phoenix Youth and Family Services, Inc.
Southwest Arkansas Counseling and Mental Health Center, Inc.
United Family Services, Inc.

Specialized Services Programs

Consolidated Youth Services (ASAP)
University of Arkansas for Medical Sciences-Department of Pediatrics (ASAP)
Vera Lloyd Presbyterian Home and Family Services, Inc.

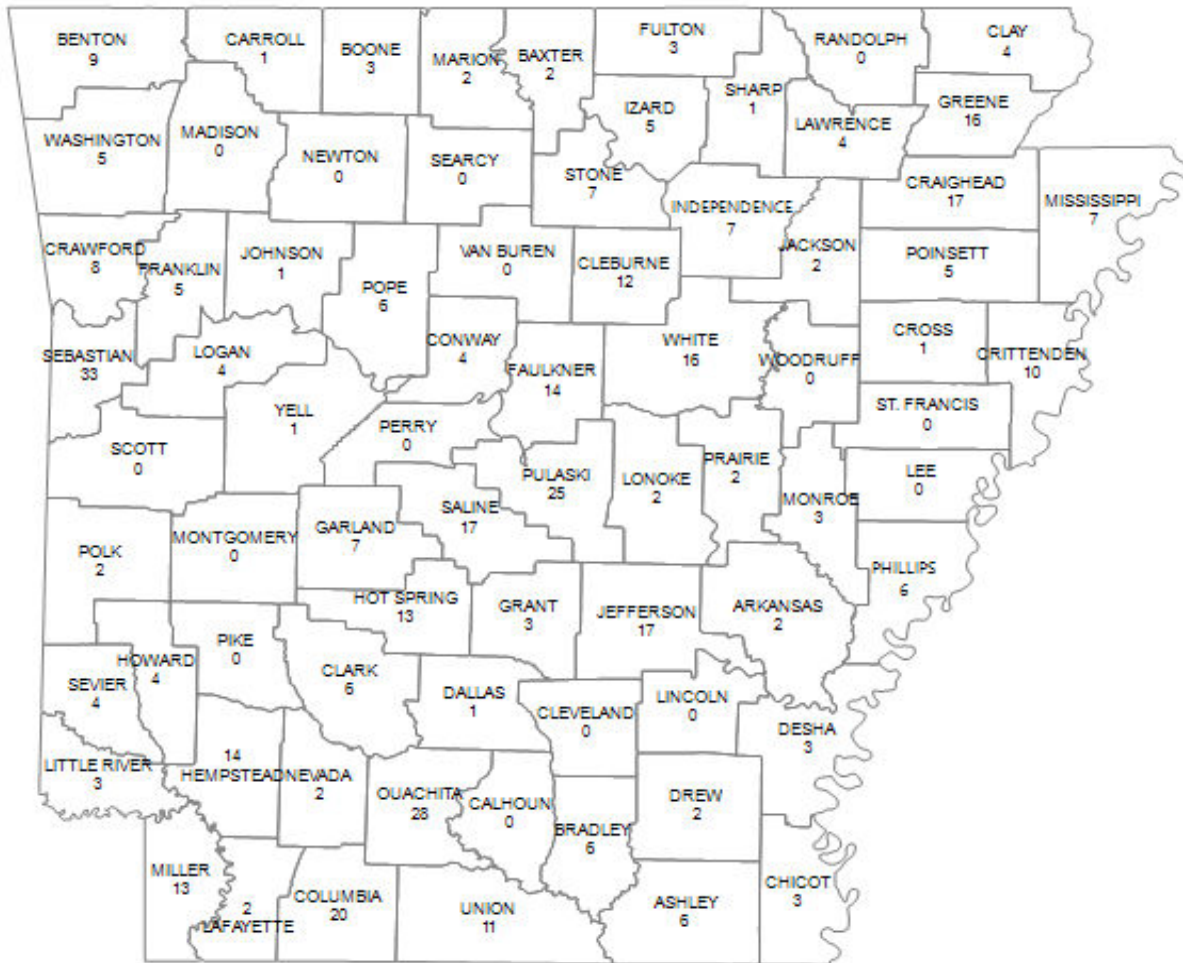
Residential Facilities

Rite of Passage, Inc.
Dermott Juvenile Correctional Facility (18-21)
Harrisburg Juvenile Treatment Center
Mansfield Juvenile Treatment Center
Lewisville Juvenile Treatment Center

Source: Division of Youth Services

**ARKANSAS DHS STATISTICAL REPORT
DIVISION OF YOUTH SERVICES
FY 2024**

COMMITMENTS TO YOUTH SERVICES CENTERS*



Total Number of Commitments : 442

*All commitments were counted even if a juvenile received one or more new commitment orders in the same case. Each was counted as a new commitment.

Source: Division of Youth Services

ARKANSAS DHS STATISTICAL REPORT
DIVISION OF YOUTH SERVICES
FY 2024

COMMITMENTS TO YOUTH SERVICES CENTERS
BY JUDICIAL DISTRICT

Judicial District	Committing County	<u>Number of commitments</u>		Judicial District	Committing County	<u>Number of Commitments</u>	
		By County	District Total			By County	District Total
1st	Cross	1		11th	Jefferson	17	
	Lee	0		WEST	Lincoln	0	
	Monroe	3					17
	Phillips	6		12th	Sebastian	33	
	Saint Francis	0					33
	Woodruff	0		13th	Calhoun	0	
			10		Cleveland	0	
2nd	Clay	4			Columbia	20	
	Craighead	17			Dallas	1	
	Crittenden	10			Ouachita	28	
	Greene	16			Union	11	
	Mississippi	7					60
	Poinsett	5		14th	Baxter	2	
			59		Boone	3	
3rd	Jackson	2			Marion	2	
	Lawrence	4			Newton	0	
	Randolph	0					7
	Sharp	1		15th	Conway	4	
			7		Logan	4	
4th	Madison	0			Scott	0	
	Washington	5			Yell	1	
			5				9
5th	Franklin	5		16th	Cleburne	12	
	Johnson	1			Fulton	3	
	Pope	6			Independenc	7	
			12		Izard	5	
6th	Perry	0			Stone	7	
	Pulaski	24					34
			24	17th	Prairie	2	
7th	Grant	3			White	16	
	Hot Spring	13					18
			16	18th EAST	Garland	7	
8th NORTH	Hempstead	14					7
	Nevada	2		18th WEST	Montgomery	0	
			16		Polk	2	
8th SOUTH	Lafayette	2					2
	Miller	13		19th EAST	Carroll	1	
			15				1
9th EAST	Clark	6		19th WEST	Benton	9	
			6				9

ARKANSAS DHS STATISTICAL REPORT
DIVISION OF YOUTH SERVICES
FY 2024

9th WEST	Howard	4	11	20th	Faulkner	14	14
	Little River	3		Searcy	0		
	Pike	0		Van Buren	0		
	Sevier	4					
10th			20	21th	Crawford	7	7
	Ashley	6					
	Bradley	6		22nd	Saline	17	17
	Chicot	3					
	Desha	3		23nd	Lonoke	2	2
	Drew	2					
11th EAST			2				
	Arkansas	2					
				Total *		442	

* Based on actual commitment orders regardless of case

Source: Division of Youth Services

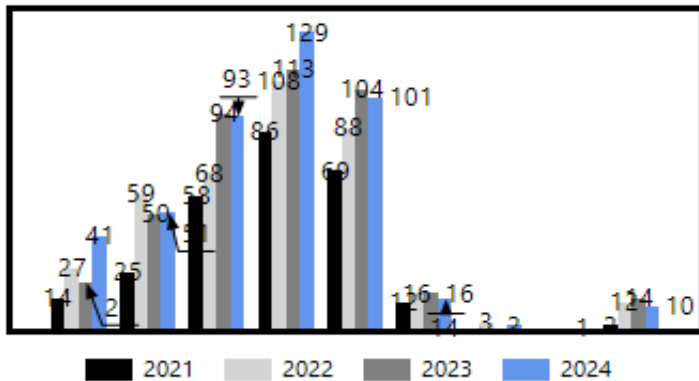
ARKANSAS DHS STATISTICAL REPORT

DIVISION OF YOUTH SERVICES

FY 2024

YOUTH SERVICES CENTERS COMMITMENTS

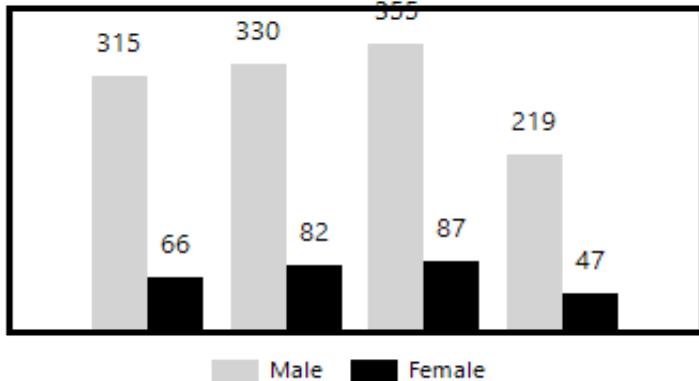
BY AGE



Age

	FY 2021	FY 2022	FY 2023	FY 2024
13	14	27	21	41
14	25	59	50	51
15	58	68	94	93
16	86	108	113	129
17	69	88	104	101
18	12	16	16	14
19	0	3	0	2
20+	0	0	0	1
Under 13	2	12	14	10
Total	266	381	412	442

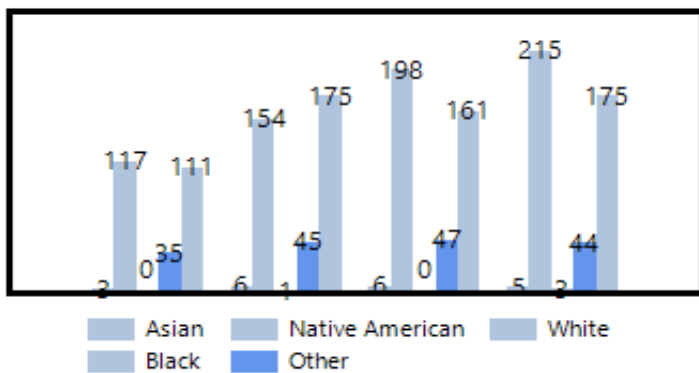
BY GENDER



Gender

	FY 2021	FY 2022	FY 2023	FY 2024
Male	219	315	330	355
Female	47	66	82	87
Total	266	381	412	442

BY RACE



Race

	FY 2021	FY 2022	FY 2023	FY 2024
Asian	3	6	6	5
Black	117	154	198	215
Native American	0	1	0	3
Other	35	45	47	44
White	111	175	161	175
Total	266	381	412	442

Source: Division of Youth Services

ARKANSAS DHS STATISTICAL REPORT
DIVISION OF YOUTH SERVICES
FY 2024

ADJUDICATED DELINQUENTS COMMITTED
TO YOUTH SERVICES CENTERS
BY MOST SERIOUS FELONY OFFENSES
FY 2014 to FY 2024

Felony	State Fiscal Year										
Offense	FY 2014	FY 2015	FY 2016	FY 2017	FY 2018	FY 2019	FY 2020	FY 2021	FY 2022	FY 2023	FY 2024
Arson	1	2	4	1	2	2	1	1	3	2	7
Battery, First	2	6	5	2	3	5	4	6	2	7	5
Burglary (d)	44	38	49	40	29	21	19	19	21	15	27
Kidnapping	1	0	0	0	1	0	0	2	1	0	0
Murder (a) (1)	1	0	2	0	1	0	0	1	0	3	5
Rape (2)	13	17	16	3	12	9	10	6	15	9	10
Robbery (b)	19	24	10	17	14	14	4	8	8	15	11
Total	81	87	86	63	62	51	38	43	50	51	65
Total	475	528	472	434	402	349	314	266	381	412	442

(a) Includes Capital, First Degree and Second Degree Murder.

(b) Includes Aggravated Robbery and Robbery.

(c) Includes Commitments for "Evaluation Only".

(d) Includes Burglary Commercial and Residential. Data for years 2015 and above includes Aggravated Residential Burglary as of 2019.

(1) Includes Attempted Capital Murder, Conspiracy to Commit Capital Murder, Conspiracy to Commit Murder-Second Degree, and Criminal Attempt Murder-Second Degree.

(2) Includes Criminal Attempted Rape.

Commitments By Offense Class

SFY	Felonies	Misdemeanors	Violation*	Total
FY 2014	201	134	140	475
FY 2015	222	157	149	528
FY 2016	237	166	69	472
FY 2017	245	130	59	434
FY 2018	223	119	60	402
FY 2019	185	101	63	349
FY 2020	165	88	61	314
FY 2021	151	63	52	266
FY 2022	217	98	66	381
FY 2023	210	116	86	412
FY 2024	255	109	78	442

* Violation includes aftercare violations, probation violations, or revocation of probation. Starting mid October 2012, DYS has been able to more accurately denote the youth committed for revocation of probation, probation violations, and aftercare violations.

Source: Division of Youth Services

ARKANSAS DHS STATISTICAL REPORT
DIVISION OF YOUTH SERVICES
FY 2024

ADJUDICATED DELINQUENTS COMMITTED
TO YOUTH SERVICES CENTERS
BY CATEGORY OF OFFENSE AND SEVERITY

Category	Gender	FA	FB	FC	FD	FY	MA	MB	MC	U*	VU	Offenses
DRUG	Male	0	0	1	2	0	10	1	0	0	0	14
	Female	0	0	0	0	0	5	0	0	0	0	5
	Total	0	0	1	2	0	15	1	0	0	0	19
OTHER	Male	0	0	0	1	0	1	0	0	53	0	55
	Female	0	0	0	0	0	3	1	0	26	1	31
	Total	0	0	0	1	0	4	1	0	79	1	86
PERSON	Male	2	29	7	40	14	20	0	3	1	0	116
	Female	1	0	3	13	3	7	1	0	0	0	28
	Total	3	29	10	53	17	27	1	3	1	0	144
PROPERTY	Male	1	22	41	32	5	15	1	0	0	0	117
	Female	0	2	0	3	0	6	0	1	0	0	12
	Total	1	24	41	35	5	21	1	1	0	0	129
Public Ordinance	Male	0	3	4	17	5	15	0	7	0	0	51
	Female	0	0	0	2	0	1	0	8	0	0	11
	Total	0	3	4	19	5	16	0	15	0	0	62
VEHICULAR	Male	0	0	2	0	0	0	0	0	0	0	2
	Total	0	0	2	0	0	0	0	0	0	0	2
Totals	Male	3	54	55	92	24	61	2	10	54	0	355
	Female	1	2	3	18	3	22	2	9	26	1	87
	Total	4	56	58	110	27	83	4	19	80	1	442

The severity of the offense ranges from Felony classification Y being the most serious to Misdemeanor classification U being the least serious.

* The offenses of Revocation of Probation, Violation of Probation, and Aftercare Violation are all listed under the Misdemeanor classification U for purposes of this reporting chart.

Source: Division of Youth Services

ARKANSAS DHS STATISTICAL REPORT
DIVISION OF YOUTH SERVICES
FY 2024

PRIMARY OFFENSES OF ADJUDICATED DELINQUENTS
COMMITTED TO YOUTH SERVICES CENTERS
BY OFFENSE AGAINST PERSON
FY 2021 to FY 2024

Offense Classification	Offense Grade	Offense Title	FY 2021	FY 2022	FY 2023	FY 2024
Felonies	FA	Criminal Attempt	0	1	1	1
		Murder - 2nd Degree	0	0	2	2
	FB	Battery - 1st Degree	4	2	7	5
		Dist-Poss Or View Sex	0	1	0	0
		Domestic Battering 2nd	0	0	1	0
		Furnishing Deadly Weapon	0	0	0	1
		Furnishing Prohibited Articles	1	0	1	0
		Kidnapping	1	1	0	0
		Robbery	0	3	3	7
		Sexual Assault, 2nd Degree	1	1	3	6
		Sexual Extortion	1	0	0	0
		Terroristic Act	3	5	4	10
	FC	Criminal Conspiracy	2	0	0	0
		Dist-Poss Or View Sex	0	2	4	1
		Domestic Battering 2nd	2	2	1	4
		False Imprisonment - 1st	1	0	0	0
		Furnishing Prohibited Articles	1	0	0	0
		Incest	1	0	0	0
		Intimidating A Witness	1	0	0	0
		Make A Terrorist Threat	0	1	0	0
		Manslaughter	3	0	3	2
		Negligent Homicide (Arrest	0	1	0	0
		Sexual Assault - 3rd Degree	1	0	0	1
		Terroristic Threatening To	0	0	1	2
		Trans-Dstrbtn Mat Depct	1	1	0	0
	FD	Agg Assault Employee	1	2	1	2
		Aggravated Assault	6	7	9	8
		Aggravated Assault On	3	2	2	7
		Battering, Domestic - 3rd	0	2	1	2
		Battery - 2nd Degree	8	14	9	16
		Battery - 3rd Degree	0	0	0	1
		Death Threat - School	0	1	0	0
		Endangering The Welfare Of	0	0	1	0
		Sexual Assault 2nd Degree	3	3	1	0
		Sexual Assault, 2nd Degree	2	3	3	1
		Terroristic Threatening - 1st	3	18	15	16
	FY	Aggravated Robbery	8	5	12	4
		Battery - 1st Degree	2	0	0	0

ARKANSAS DHS STATISTICAL REPORT
DIVISION OF YOUTH SERVICES
FY 2024

Capital Murder	1	0	1	0
Kidnapping	1	0	0	0
Murder - 1st Degree	0	0	0	3
Rape	6	15	9	10
Terroristic Act	0	0	2	0
Total Felony Offenses	68	93	97	112

Source: Division of Youth Services

ARKANSAS DHS STATISTICAL REPORT
DIVISION OF YOUTH SERVICES
FY 2024

PRIMARY OFFENSES OF ADJUDICATED DELINQUENTS
COMMITTED TO YOUTH SERVICES CENTERS
BY OFFENSE AGAINST PERSON
FY 2021 to FY 2024

Offense Classification	Offense Grade	Offense Title	FY 2021	FY 2022	FY 2023	FY 2024
Misdemeanor	MA	Assault - 1st Degree	0	1	0	1
		Assault On Family Or Household	0	1	0	0
		Battering, Domestic - 3rd Degree	4	9	13	8
		Battery - 3rd Degree	9	11	11	12
		Endangering Welfare Of Minor - 2nd	1	0	1	1
		False Imprisonment - 2nd Degree	1	0	1	0
		Possession Of Sexually Explicit Digital	0	0	1	2
		Terroristic Threatening - 2nd Degree	5	7	10	3
	MB	Abuse Of Adults	0	0	0	1
		Assault - 2nd Degree	1	1	0	0
		Assault Family Or Household Member	2	0	2	0
		Cyberbullying	0	1	0	0
	MC	Assault - 3rd Degree	1	1	0	1
		Assault Family Or Household Member	0	2	0	2
	MU	Contributing To Delinquency Of A	0	0	0	1
Total Misdemeanor Offenses			24	34	39	32
Total Commitments for Offense Against Person			92	127	136	144

Source: Division of Youth Services

ARKANSAS DHS STATISTICAL REPORT
DIVISION OF YOUTH SERVICES
FY 2024

PRIMARY OFFENSES OF ADJUDICATED DELINQUENTS
COMMITTED TO YOUTH SERVICES CENTERS
BY OFFENSE AGAINST PROPERTY
FY 2021 to FY 2024

Offense Classification	Offense Grade	Offense Title	FY 2021	FY 2022	FY 2023	FY 2024
Felonies	FA	Arson \$15,000 But Less Than \$100,000	0	2	0	1
	FB	Arson \$5,000 But Less Than \$15,000	1	0	0	0
		Burglary (Arrest Date Prior 8-13-93)	0	3	0	0
		Burglary, Residential (Arrest Date After	6	11	9	16
		Theft By Receiving	1	2	1	2
		Theft Of Property	3	0	1	0
		Theft Of Property More Than \$25,000	0	0	0	6
	FC	Arson \$2,500 But Less Than \$5,000	0	0	1	2
		Burglary, Commercial (Arrest Date After	9	4	6	10
		Criminal Mischief - 1st Degree	0	2	1	4
		Impairing Operatn Of Vital Public Facilty	0	1	0	1
		Theft By Receiving	6	7	13	12
		Theft Of Property	9	4	13	6
		Theft Of Property Less Than \$25,000	0	0	0	6
	FD	Breaking Or Entering	10	19	12	13
		Criminal Mischief - 1st Degree	2	2	3	5
		Criminal Mischief - 2nd Degree	0	0	1	0
		Reckless Burning	0	2	0	0
		Theft By Receiving	3	7	6	11
		Theft Of Property	4	12	6	6
	FY	Aggravated Residential Burglary	4	3	0	1
		Arson \$100,000 Or More	0	1	0	2
		Arson (Greater Than \$100,000	0	0	1	2
	Total Felony Offenses		58	82	74	106

Source: Division of Youth Services

ARKANSAS DHS STATISTICAL REPORT
DIVISION OF YOUTH SERVICES
FY 2024

PRIMARY OFFENSES OF ADJUDICATED DELINQUENTS
COMMITTED TO YOUTH SERVICES CENTERS
BY OFFENSE AGAINST PROPERTY
FY 2021 to FY 2024

Offense Classification	Offense Grade	Offense Title	FY 2021	FY 2022	FY 2023	FY 2024
Misdemeanor	MA	Criminal Attempt	0	0	1	0
		Criminal Mischief - 1st Degree	2	10	7	3
		Criminal Mischief - 2nd Degree	1	2	2	1
		Criminal Trespass	0	0	1	1
		Fraudulent Use Of A Credit Card	0	0	1	0
		Shoplifting	1	0	1	0
		Theft By Receiving	1	1	2	0
		Theft Of Property	7	10	12	12
		Unauthorized Use Of A Vehicle	3	2	1	4
	MB	Criminal Mischief - 2nd Degree	2	0	0	1
	MC	Criminal Mischief - 3rd Degree	2	0	0	1
		Criminal Trespass	0	0	2	0
	Total Misdemeanor Offenses		19	25	30	23
	Total Commitments for Offense		77	107	104	129

Source: Division of Youth Services

ARKANSAS DHS STATISTICAL REPORT
DIVISION OF YOUTH SERVICES
FY 2024

PRIMARY OFFENSES OF ADJUDICATED DELINQUENTS
COMMITTED TO YOUTH SERVICES CENTERS
BY OFFENSE AGAINST PUBLIC ORDER
FY 2021 to FY 2024

Offense Classification	Offense Grade	Offense Title	FY 2021	FY 2022	FY 2023	FY 2024
Felonies	FB	Unlaw Discharge Firearm Veh 2nd	2	2	2	3
	FC	Escape - 1st Degree	0	2	0	0
		Fleeing	0	3	1	4
	FD	Absconding	5	1	8	6
		Escape - 2nd Degree	0	0	0	2
		Fleeing	0	4	1	2
	FY	Handgun Minor In Possession 2nd	6	6	9	6
		Handgun Poss Campus Inst Higher	1	3	0	1
		Handgun Poss Pub School Property-	0	3	1	2
		Simult Poss Of Drugs And Firearms	0	4	3	4
		Unlaw Discharge Firearm Veh 1st	0	0	1	1
		Total Felony Offenses		14	28	26
Offense Classification	Offense Grade	Offense Title	FY 2021	FY 2022	FY 2023	FY 2024
Misdemeanor	MA	Escape - 3rd Degree	0	0	0	1
		Failure To Appear	0	2	0	0
		Fleeing	0	2	1	0
		Handgun Minor In Possession 1st	1	3	9	9
		Harassment (Arrest Date After 8-13-93)	4	1	2	2
		Indecent Exposure	0	0	0	1
		Obstructing Governmental Operations	1	0	2	0
	MC	Resisting Arrest	0	0	2	3
		Disorderly Conduct	7	10	8	10
		Fleeing	0	0	3	2
		Obstructing Governmental Operations	0	1	2	2
	MU	Public Intoxication	0	0	0	1
		Contempt Of Court	0	1	1	0
		Sell Of Alcoholic Bev To Minor 1st Off	0	0	1	0
	Total Misdemeanor Offenses		13	20	31	31
	Total Commitments for Offense Against Public Order		27	48	57	62

Source: Division of Youth Services

ARKANSAS DHS STATISTICAL REPORT
DIVISION OF YOUTH SERVICES
FY 2024

PRIMARY OFFENSES OF ADJUDICATED DELINQUENTS
COMMITTED TO YOUTH SERVICES CENTERS
BY DRUG LAW VIOLATIONS
FY 2021 to FY 2024

Offense Classification	Offense Grade	Offense Title	FY 2021	FY 2022	FY 2023	FY 2024
Felonies	FA	Delv Sch I/li Cont Sub Not	1	0	0	0
	FB	Intro Cont-Sub Into Another's Body I-iii	0	0	1	0
		Possession Controlled Substance	1	0	0	0
	FC	Poss Sch Vi Ctrl Sub W/Purpose Del	0	2	0	0
		Possession Controlled Substance	0	1	0	0
		Possession Controlled Substance	1	0	0	0
		Possession Controlled Substance	0	0	0	1
	FD	Poss Sch Vi Ctrl Sub W/Purpose Del	1	2	1	0
		Possession Controlled Substance	1	2	4	0
		Possession Controlled Substance	1	2	0	2
		Possession Of Drug Paraphernalia	1	4	0	0
		Possession Of Methamphetamine Or	1	1	0	0
		Total Felony Offenses	8	14	6	3
Offense Classification	Offense Grade	Offense Title	FY 2021	FY 2022	FY 2023	FY 2024
Misdemeanor	MA	Delv, Poss, Manu Etc. Drug	1	0	0	0
		Poss W/Purpose Delv/Delv/Manf Cntft	0	0	0	1
		Possession Controlled Substance	2	2	6	0
		Possession Controlled Substance	1	3	0	1
		Possession Controlled Substance	2	6	4	11
		Possession Of Drug Paraphernalia	0	3	0	2
		Possession Of Marijuana	0	1	0	0
	MB	Adulterant Drug Test Or Possession Of	0	1	1	1
		Total Misdemeanor Offenses	6	16	11	16
Total Commitments for Drug Law			14	30	17	19

Source: Division of Youth Services

ARKANSAS DHS STATISTICAL REPORT
DIVISION OF YOUTH SERVICES
FY 2024

PRIMARY OFFENSES OF ADJUDICATED DELINQUENTS
COMMITTED TO YOUTH SERVICES CENTERS
BY OTHER OFFENSES
FY 2021 to FY 2024

Offense Classification	Offense Grade	Offense Title	FY 2021	FY 2022	FY 2023	FY 2024
Felonies	FB	Criminal Possession Of Explosives	0	0	2	0
		Possession Of Firearm By Certain	0	1	1	0
	FD	Aggravated Cruelty To Dog, Cat, Or	0	0	1	1
		Criminal Use Of Prohibited Weapon	1	0	1	0
		Possession Of Defaced Firearm	1	0	0	0
		Possession Of Firearm By Certain	1	0	1	0
	FU	Engaging In Violent Criminal Group	0	0	1	0
		Total Felony Offenses		3	1	7
Offense Classification	Offense Grade	Offense Title	FY 2021	FY 2022	FY 2023	FY 2024
Misdemeanor	MU	Aftercare Violation	2	4	6	5
		Carrying Certain Prohibited Weapons	0	0	2	0
		Na	1	0	0	0
		Possessing Instruments Of Crime	1	0	3	4
		Purchase-Poss Intox Liquor By Minor	0	0	0	2
		Refusal To Submit To Arrest	0	3	0	0
		Revocation Of Probation	47	62	77	69
		Tampering With Physical Evidence	0	0	0	1
		Violation Of Probation	2	0	3	3
		Total Misdemeanor Offenses		53	69	91
Total Commitments for Other Offenses		56	70	98	85	

Source: Division of Youth Services

**ARKANSAS DHS STATISTICAL REPORT
DIVISION OF YOUTH SERVICES
FY 2024**

**NUMBER OF ADJUDICATED DELINQUENTS
RECOMMITTED TO YOUTH SERVICES CENTERS
FY 2021 to FY 2024**

SFY	Gender	Total Commitments	0	1	2	3	4	5
FY 2021	Female	47	35	11	1	0	0	0
	Male	219	153	47	13	2	3	1
	Total	266	188	58	14	2	3	1

Recommitment Rate = 29%

Note: Based on all new commitment orders regardless of case.

SFY	Gender	Total Commitments	0	1	2	3
FY 2022	Female	66	58	6	2	0
	Male	315	256	41	12	6
	Total	381	314	47	14	6

Recommitment Rate = 18%

Note: Based on all new commitment orders regardless of case.

SFY	Gender	Total Commitments	0
FY 2023	Female	82	82
	Male	330	330
	Total	412	412

Recommitment Rate = 0%

Note: Based on all new commitment orders regardless of case.

SFY	Gender	Total Commitments	0
FY 2024	Female	87	87
	Male	355	355
	Total	442	442

Recommitment Rate = 0%

Note: Based on all new commitment orders regardless of case.

Source: Division of Youth Services

ARKANSAS DHS STATISTICAL REPORT
DIVISION OF YOUTH SERVICES
FY 2024

**NUMBER OF JUVENILES REFERRED
TO SPECIALTY PROVIDER FACILITIES**

Facility	Number of Placements		
	Male	Female	Total
Acadia/Riverview Behavioral Health	2	0	2
BHC - Pinnacle Pointe Hospital	3	1	4
Consolidated Youth Services (ASAP)	10	0	10
Conway Behavioral Health	5	2	7
Division of Behavioral Health Services	1	0	1
Springwoods Behavioral Health	1	0	1
Valley Behavioral Health System	7	0	7
Vera Lloyd Presbyterian Home and Family Services, Inc.	30	0	30
Total	59	3	62

Average Length-of-Stay of Adjudicated Delinquents*

Juvenile Correctional Facility (JCF)	127 Days
Juvenile Detention Center (JDC)	53 Days
Juvenile Treatment Centers (JTC)	142 Days
Specialized/Alternate Contracts	110 Days

**Number of Adjudicated Delinquents Admitted
to Serious Offender Programs**

Serious Offender Program	Male	Female	Total
Arkansas Juvenile Assessment & Treatment Center	220	40	260
Dermott Juvenile Correctional Facility (18-21)	72	0	72
Harrisburg Juvenile Treatment Center	0	61	61
Lewisville Juvenile Treatment Center	41	0	41
Mansfield Juvenile Treatment Center	113	0	113
Total	446	101	547

Source: Division of Youth Services

**ARKANSAS DHS STATISTICAL REPORT
DIVISION OF YOUTH SERVICES
FY 2024**

COMMUNITY-BASED YOUTH SERVICES PROGRAMS

The Community-based program network consists of privately-operated non-profit organizations for . The division contracts with these programs to provide residential and non-residential services to youth up to the age of 21 who are adjudicated delinquents, members of families in need of service or youth at risk (youth who exhibit behavior that if continued would bring them into contact with the juvenile justice system)

**COMMUNITY-BASED PROGRAM INTAKES
BY PROVIDER BY GENDER**

Provider	Male	Female	Total
Comprehensive Juvenile Services	257	132	389
Consolidated Youth Services	188	97	285
Conway County Community Services, Inc.	1063	605	1668
Counseling Clinic, Inc.	212	112	324
CSTP - Civilian Student Training Program	160	0	160
East Arkansas Youth Services, Inc.	110	54	164
Ouachita Children's Center, Inc.	99	59	158
Phoenix Youth and Family Services, Inc.	95	61	156
Professional Counseling Associates	48	24	72
Southwest Arkansas Counseling and Mental Health Center, Inc.	197	89	286
United Family Services, Inc.	288	136	424
Total	2,717	1,369	4,086

Source: Division of Youth Services

ARKANSAS DHS STATISTICAL REPORT
DIVISION OF YOUTH SERVICES
FY 2024

COMMUNITY-BASED INTAKES
BY AGE

Program	12 & younger	13	14	15	16	17	18 & older	Total Intakes
Comprehensive Juvenile	29	48	67	79	92	67	7	389
Consolidated Youth Services	20	24	44	63	70	60	4	285
Conway County Community	167	147	302	328	390	286	48	1,668
Counseling Clinic, Inc.	62	32	37	66	64	55	8	324
CSTP - Civilian Student	0	16	46	40	32	26	0	160
East Arkansas Youth Services,	21	19	20	40	28	32	4	164
Ouachita Children's Center, Inc.	13	12	22	35	41	29	6	158
Phoenix Youth and Family	23	24	34	27	29	17	2	156
Professional Counseling	15	10	7	11	16	12	1	72
Southwest Arkansas	20	34	44	70	58	56	4	286
United Family Services, Inc.	21	43	59	99	88	101	13	424
Total	391	409	682	858	908	741	97	4,086

Source: Division of Youth Services

ARKANSAS DHS STATISTICAL REPORT
DIVISION OF YOUTH SERVICES
FY 2024

INTERSTATE COMPACT ON JUVENILES

The Interstate Compact on Juveniles (ICJ) was designed primarily for cases involving out-of-state runaways, escapees and absconders, and for the supervision of juveniles who have been adjudicated delinquent. It provides legal procedures for the return of runaways and makes it possible to place a juvenile on probation or parole in a state other than the one where the offense was committed with the assurance of supervision by the appropriate agencies of the state in which he/she is placed.

Requests for Home Evaluation/Supervision Sent by Arkansas to Other States	<u>96</u>
Probation Referrals	<u>72</u>
Parole Referrals	<u>24</u>
Requests for Home Evaluation/Supervision Received by Arkansas from Other States	<u>63</u>
Probation Referrals	<u>50</u>
Parole Referrals	<u>13</u>
Number of Runaways Returned (Non-Delinquent Youth)	<u>50</u>
Number of Escapees (Youth Committed to Facility)	<u>1</u>
Number of Absconders (Youth on Probation or Parole)	<u>14</u>

Source: Division of Youth Services