

**DIVISION OF**

**YOUTH**

**SERVICES**

- **Division of Youth Services (DYS)**

- [Introduction](#)
- Providers, Contractors, and Programs
  - [Community Based Programs and Services Providers](#)
  - [Specialized Services Contractors](#)
  - [Substance Abuse Treatment Contractors](#)
  - [Serious Offender Programs](#)
- [Juvenile Justice and Delinquency Prevention \(JJDP\)](#)
  - [JJDP Title II Formula Grants](#)
  - [JJDP Title V Grants](#)
- Commitments to Youth Services Centers
  - [By County \(State Map\)](#)
  - [By Judicial District](#)
  - [By Age, Gender and Race](#)
  - [Adjudicated Delinquents Committed to Youth Services Centers by Most Serious Felony](#)
  - [Commitments to Offense Class](#)
  - [Adjudicated Delinquents Committed to Youth Services Centers by Category of Offense](#)
  - [Primary Offenses of Adjudicated Delinquents Committed to Youth Services Centers](#)
    - [Offense Against Person \(Felony\)](#)
    - [Offense Against Person \(Misdemeanor\)](#)
    - [Offense Against Property \(Felony\)](#)
    - [Offense Against Property \(Misdemeanor\)](#)
    - [Offense Against Public Order \(Felony\)](#)
    - [Offense Against Public Order \(Misdemeanor\)](#)
    - [Drug Law Violations \(Felony\)](#)
    - [Drug Law Violations \(Misdemeanor\)](#)
    - [Other Offenses \(Felony\)](#)
    - [Other Offenses \(Misdemeanor\)](#)
  - [Number of Adjudicated Delinquents Recommitted to Youth Services Centers](#)
- [Number of Juveniles Referred to Alternate Placement Facilities](#)
  - [Average Length-of-Stay of Adjudicated Delinquents](#)
  - [Number of Adjudicated Delinquents Admitted to Serious Offender Programs](#)
- [Community Based Youth Services Programs](#)
  - [Intakes by Provider By Gender](#)
  - [Intakes by Provider By Age](#)
- [Interstate Compact on Juveniles](#)



**ARKANSAS DHHS STATISTICAL REPORT  
DIVISION OF YOUTH SERVICES  
INTRODUCTION  
SFY 2005**

**Mission**

The Division of Youth Services (DYS) provides in a manner consistent with public safety, a system of high quality programs to address the needs of the juveniles who come in contact with, or are at risk of coming into contact with the juvenile justice system. To accomplish this mission DYS will:

1. Provide safe, secure, and effective individual treatment for juveniles to enhance integration back into society with the life skills that promote a crime-free productive life style.
2. Provide a forum for coordination, collaboration, and improvement of the juvenile justice system
3. Provide effective community-based early intervention, prevention, diversion and community reentry programs.

**Historic Overview of DYS**

Act 199 of 1905 established the first reform schools in Arkansas in Little Rock and Alexander, respectively.

Act 67 of 1917, the Arkansas Boys' Reform School was relocated to Pine Bluff.

Act 60 of 1937 established two additional "training" schools at Wrightsville and Fargo.

In 1968, the Department for Rehabilitative Services was assigned responsibility to administer "training" schools. The Benton Services Center was opened and controlled the diagnosis and intake responsibilities regarding the youth committed to state custody.

In 1971, Act 38 established the Department of Social and Rehabilitative Services (SRS), a fore-runner to the current Department of Human Services. The Office of Juvenile Services was placed under the direction of the Director of SRS. In 1977, the Division of Youth Services was formally created as a division within the present Department of Health and Human Services (DHS).

In 1985, Act 348 merged the Division of Youth Services with the Division of Children and Family Services until Act 1296 of 1993 reestablished DYS as an independent division [within DHS]. The Division of Youth Services (DYS) was authorized by Act 1296 to be "devoted entirely to handling the problems of youths involved in the juvenile justice system." DYS became operational in October 1993 and is responsible for client-specific programming and individual treatment programs, serious offender programs for violent youth offenders, providing alternative community-based programming, and other services specified directly by Act 1296.

**ARKANSAS DHHS STATISTICAL REPORT  
DIVISION OF YOUTH SERVICES  
SFY 2005**

In SFY 2005, the Division of Youth Services contracted with Community Based Providers (CBP) for the following services: Targeted Casework Management, Therapy, Diagnosis and Evaluation, Intensive Casework Management, Intensive Casework Management-Serious Offender, Interstate Compact, Emergency Shelter and Residential Treatment. In addition, the Community Based Providers provided sanction services that included Restorative Justice, Intensive Supervision and Tracking, Compliance Monitoring, Drug Screening, Day Services Level I, Day Services Level II, and Crisis Residential Treatment. Funding for community/based services was allocated to each judicial district, with one contractor servicing each district. The providers in each district conducted a needs survey in order to provide the services most beneficial to the youth in their individual areas. Aftercare services were provided in accordance with ACT 1222, with quarterly reports submitted to the Legislative Committee on Children and Youth.

The Division also contracts for Specialized Services including: Therapeutic Group Home Services, Comprehensive Residential Treatment Services in Psychiatric facilities, Sex Offender Treatment Services, Socialization/Recreation Services, Therapeutic Foster Care, Diagnosis and Evaluation and Therapy. Six Serious Offender Programs, four with 30 beds, one with 26, and one with 27 beds, have contracts with DYS.

The Residential Facilities programs had direct expenses in the amount of \$19,312,739. The Community Based programs had direct expenses in the amount of \$15,282,222. The Residential Treatment programs had direct expenses in the amount of \$5,242,726. Total funding was \$39,837,687.

**Community Based Programs and Services Providers**

Comprehensive Juvenile Services - Fort Smith  
Consolidated Youth Services - Jonesboro  
Conway County Community Services, Inc. - Morrilton  
Counseling Clinic - Benton  
East Arkansas Youth Services, Inc. - Marion  
Health Resources of Arkansas, Inc. - Batesville  
Ouachita Children's Center - Hot Springs  
Our Farm, Inc. - Rogers  
Phoenix Youth and Family Services - Crossett  
Professional Counseling Associates - Lonoke  
South Arkansas Youth Services, Inc. - Magnolia  
Southwest Arkansas Counseling & Mental Health Center - Texarkana  
United Family Services, Inc. - Pine Bluff  
Youth Bridge, Inc. - Fayetteville

**Specialized Services Contractors**

Arkansas State Hospital Unit, ASH - Little Rock  
Centers for Youth and Families - Little Rock  
Consolidated Youth Services - Jonesboro  
Living Hope Southwest Medical Services - Texarkana  
Habilitation Services, Inc., dba Millcreek of Arkansas - Fordyce  
Piney Ridge - Fayetteville  
Rivendell Behavior Health Services - Benton  
South Arkansas Youth Services, Inc. - Magnolia  
Treatment Homes, Inc. - Little Rock  
Vera Lloyd - Little Rock  
Youth Bridge Therapeutic Group Home - Fayetteville  
Youth Home - Little Rock

**ARKANSAS DHHS STATISTICAL REPORT  
DIVISION OF YOUTH SERVICES  
SFY 2005**

**Substance Abuse Treatment Contractors**

All contractors are responsible for providing substance abuse treatment pursuant to their contract.

**Serious Offender Programs**

Jump - Alexander Youth Services Center - Alexander  
East Arkansas Regional Juvenile Program - Colt  
Northeast Arkansas Regional Juvenile Program - Harrisburg  
Northwest Arkansas Female Juvenile Program - Mansfield  
Northwest Arkansas Regional Juvenile Program - Mansfield  
Southeast Arkansas Regional Juvenile Program - Dermott  
Southeast Arkansas 18-21 Program - Dermott  
Southwest Arkansas Regional Juvenile Program - Lewisville

**Juvenile Justice and Delinquency Prevention (JJDP)**

The Arkansas Coalition for Juvenile Justice (ACJJ), which is appointed by the governor, participates in the development and review of the State Plan prior to implementation and is afforded the opportunity to review and comment on all juvenile justice and delinquency grant applications. In 2004 and 2005, the primary goal of the ACJJ and DYS continued to be the removal of juveniles from adult jails and lockups, while assuring that those who needed detention were held in appropriate facilities. To accomplish this, the ACJJ recommended and the Division of Youth Services approved Title II Funds to eleven agencies/organizations in January 2004.

Of the thirteen subgrants, two sub grants offer Gender Specific Services. Three subgrants offer Disproportionate Minority Confinement Services (DMC) with the goal of reducing over representation of minority youth along the entire continuum of the juvenile justice system. Four subgrants provide alternatives to the de-institutionalization of status offenders. One subgrant is for Public Information aimed at increasing statewide awareness of relevant issues concerning the juvenile justice system and three Title V prevention subgrants. These subgrants and others continued from last fiscal year are listed below.

**ARKANSAS DHHS STATISTICAL REPORT  
DIVISION OF YOUTH SERVICES  
SFY 2005**

**JJDP Title II Formula Grants**

<b>Subgrantee</b>	<b>County</b>	<b>Type of Service</b>	<b># Of Clients Served</b>	<b>Counties Served</b>	<b>Subgrant Period</b>
Phoenix Youth & Family	Ashley	Disproportionate Minority Confinement (DMC)	72	Ashley	03/01/04 - 02/28/05
Turrell School District	Crittenden	DMC	200	Crittenden	03/01/04 - 02/28/05
United Family	Jefferson	DMC	82	11th East & West Judicial District	03/01/04 - 02/28/05
Baxter Co. Juvenile Services	Baxter	De-institutionalization of Status Offender (DSO)	86	Baxter	03/01/04 - 02/28/05
Columbia County	Columbia	DSO	57	Columbia	03/01/04 - 02/28/05
East Arkansas Youth Services	Crittenden	DSO	207	Crittenden	03/01/04 - 02/28/05
Jefferson Co. Juvenile Court	Jefferson	DSO	187	Jefferson	03/01/04 - 02/28/05
Ouachita Children's Center	Garland	Gender Specific (GS)	130	Garland	03/01/04 - 02/28/05
Youth Home, Inc.	Pulaski	GS	17	Pulaski	03/01/04 - 02/28/05
Scotty Scholl, Inc.**	State Wide	Public Information	-	Statewide	03/01/04 - 02/28/05
Life Strategies	Crittenden	Mental Health (MH)	30	Crittenden	03/01/04 - 02/28/05

**JJDP Title V Grants**

<b>Subgrantee</b>	<b>County</b>	<b>Type of Service</b>	<b># Of Clients Served</b>	<b>Counties Served</b>	<b>Subgrant Period</b>
City of Pine Bluff	Jefferson	Prevention/Intervention	407	Jefferson	03/01/04 - 02/28/05
Garland County	Garland	Prevention/Intervention	132	Garland	03/01/04 - 02/28/05
Pulaski County	Pulaski	Prevention/Intervention	34	Pulaski	03/01/04 - 02/28/05

\* Declined Award

\*\* Statewide public information grant

**ARKANSAS DHHS STATISTICAL REPORT  
COMMITMENTS TO YOUTH SERVICES CENTERS  
SFY 2005**



**Total Number of Commitments: 575**

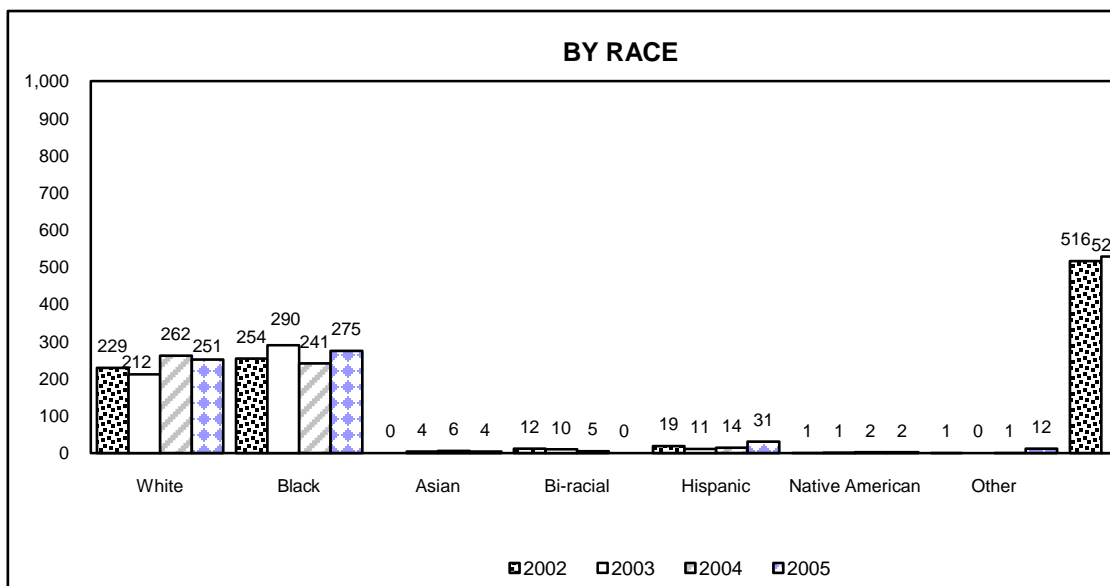
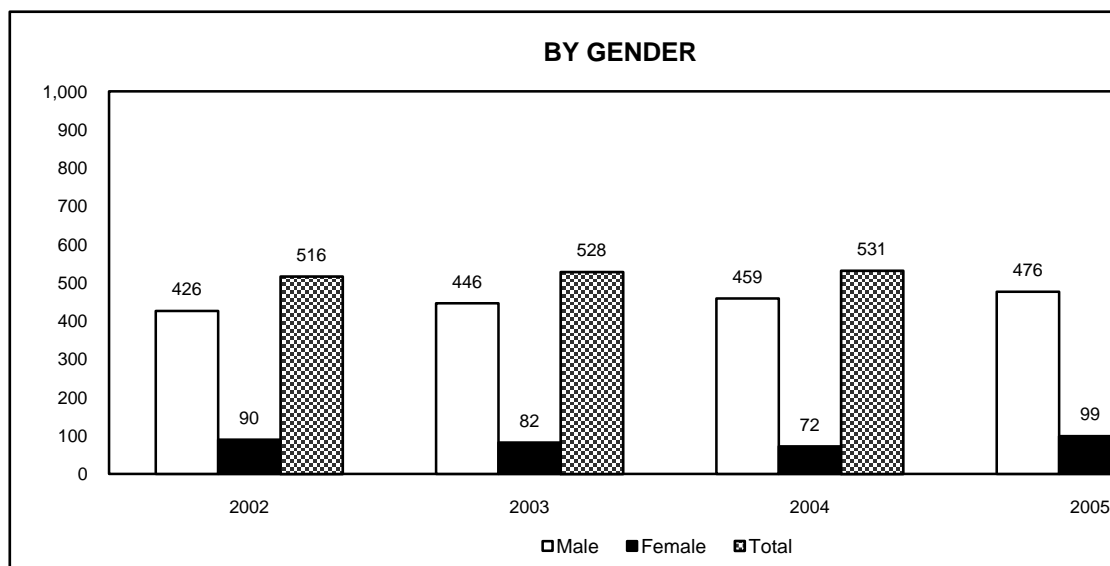
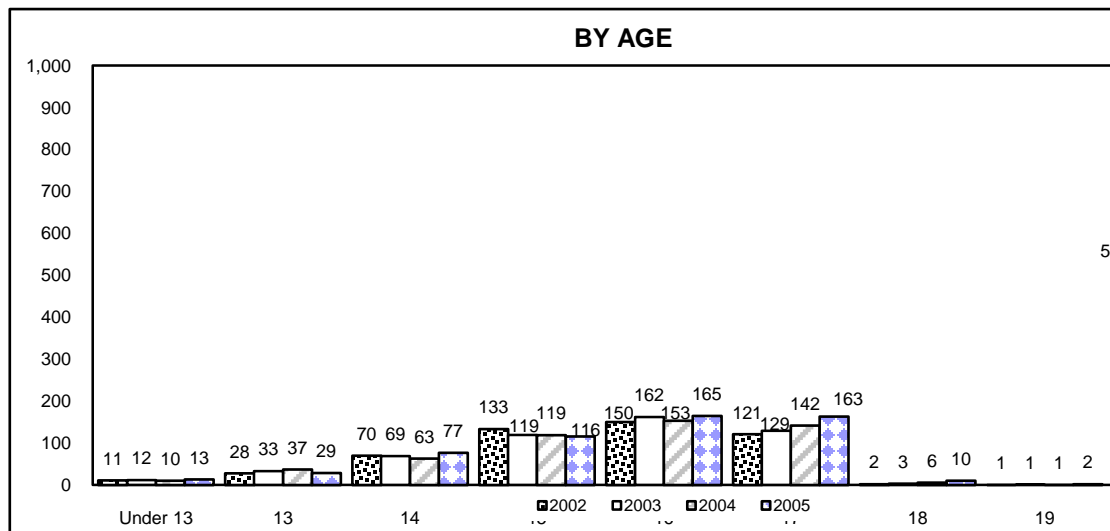


**ARKANSAS DHHS STATISTICAL REPORT  
COMMITMENTS TO YOUTH SERVICES CENTERS  
BY JUDICIAL DISTRICT  
SFY 2005**

1st	Cross	1		11th East	Arkansas	1	1
	Lee	1					
	Monroe	0		11th West	Jefferson	15	
	Phillips	5			Lincoln	6	21
	St. Francis	4					
	Woodruff	0	11	12th	Sebastian	29	29
2nd	Clay	2		13th	Calhoun	0	
	Craighead	10			Cleveland	0	
	Crittenden	12			Columbia	13	
	Greene	6			Dallas	2	
	Mississippi	26			Ouachita	9	
	Poinsett	5	61		Union	12	36
3rd	Jackson	3		14th	Baxter	2	
	Lawrence	0			Boone	0	
	Randolph	0			Marion	0	
	Sharp	0	3		Newton	0	2
4th	Madison	2		15th	Conway	5	
	Washington	34	36		Logan	1	
5th	Franklin	1			Scott	0	
	Johnson	1			Yell	4	10
	Pope	10	12	16th	Cleburne	3	
6th	Perry	1			Fulton	2	
	Pulaski	149	150		Independence	3	
7th	Grant	9			Izard	1	
	Hot Spring	9	18		Stone	0	9
8th	Hempstead	25		17th East	Prairie	0	
	Lafayette	3			White	1	1
	Miller	8		18th East	Garland	20	20
	Nevada	4	40	18th West	Montgomery	1	
9th East	Clark	4	4		Polk	1	2
9th West	Howard	7		19th East	Carroll	4	4
	Little River	2		19th West	Benton	27	27
	Pike	1		20th	Faulkner	23	
	Sevier	3	13		Searcy	0	
10th	Ashley	0			Van Buren	0	23
	Bradley	2		21st	Crawford	11	11
	Chicot	1		22nd	Saline	12	12
	Desha	2		23rd	Lonoke	10	10
	Drew	4	9				
<b>TOTAL</b>						<b>575</b>	<b>575</b>

Source: Division of Youth Services

# **ARKANSAS DHHS STATISTICAL REPORT YOUTH SERVICES CENTER COMMITMENTS SFY 2002 - 2005**



**ARKANSAS DHHS STATISTICAL REPORT  
ADJUDICATED DELINQUENTS COMMITTED  
TO YOUTH SERVICES CENTERS  
BY MOST SERIOUS FELONY OFFENSES  
SFY 1996 to 2005**

Felony Offense	Fiscal Year									
	1996	1997	1998	1999	2000	2001	2002	2003	2004	2005
Arson	12	3	3	4	1	2	8	3	0	2
Battery, First Degree	10	5	3	5	4	1	3	5	1	7
Burglary (d)	170	146	158	119	108	59	91	70	74	52
Kidnapping	1	0	1	0	0	0	1	0	0	0
Murder (a) (1)	2	1	1	4	2	0	0	0	0	0
Rape (2)	13	11	10	16	16	17	15	17	22	19
Robbery (b)	41	57	31	25	12	4	8	9	4	17
Total Commitments of Selected Offenses	249	223	207	173	143	83	126	104	101	97

Total Commitments of All Offenses (c)	1,005	808	815	745	750	597	516	528	531	575
--	-------	-----	-----	-----	-----	-----	-----	-----	-----	-----

(a) Includes Capital, First Degree and Second Degree Murder.

(b) Includes Aggravated Robbery and Robbery.

(c) Includes Commitments for "Evaluation Only".

(d) Includes Burglary Commercial and Residential.

(1) Includes Attempted Capital Murder, Conspiracy to Commit Capital Murder, Conspiracy to Commit Murder-Second Degree, and Criminal Attempt Murder-Second Degree.

(2) Includes Criminal Attempted Rape.

**Commitments By Offense Class**

SFY	Felonies	Misdemeanors	Total	
1994	424	168	592	*
1995	584	227	811	
1996	634	371	1,005	
1997	561	247	808	
1998	559	256	815	
1999	489	256	745	
2000	468	276	744	**
2001	307	261	568	***
2002	327	186	513	****
2003	306	217	523	*****
2004	336	195	531	
<b>2005</b>	<b>328</b>	<b>245</b>	<b>573</b>	*****

\* The detail for seven (7) commitments as to felony or misdemeanor was unknown.

\*\* Six (6) commitments were a result of violation or revocation of probation.

\*\*\* Twenty-nine (29) commitments were a result of violation or revocation of probation.

\*\*\*\* Three (3) commitments were a result of violation or revocation of probation.

\*\*\*\*\* Five (5) commitments were a result of violation or revocation of probation.

\*\*\*\*\* Two (2) commitments were a result of violation or revocation of probation.

Source: Division of Youth Services

**ARKANSAS DHHS STATISTICAL REPORT  
ADJUDICATED DELINQUENTS COMMITTED  
TO YOUTH SERVICES CENTERS  
BY CATEGORY OF OFFENSE AND SEVERITY  
SFY 2005**

Offense Category	Sex	Felony							Misdemeanor					Total Offenses
		Y	A	B	C	D	U	Total	A	B	C	U	Total	
Person	Male	27	1	31	4	36	0	99	44	0	4	1	49	148
	Female	1	0	2	2	9	0	14	16	3	3	0	22	36
	Total	28	1	33	6	45	0	113	60	3	7	1	71	184
Property	Male	1	0	76	62	27	0	166	53	8	0	0	61	227
	Female	0	0	3	8	1	0	12	19	1	1	1	22	34
	Total	1	0	79	70	28	0	178	72	9	1	1	83	261
Public Order	Male	0	0	0	5	7	0	12	12	1	19	1	33	45
	Female	0	0	0	0	5	0	5	4	0	7	0	11	16
	Total	0	0	0	5	12	0	17	16	1	26	1	44	61
Drug Law Violation	Male	5	0	0	12	2	0	19	22	0	0	0	22	41
	Female	0	0	0	0	0	0	0	7	0	0	0	7	7
	Total	5	0	0	12	2	0	19	29	0	0	0	29	48
Other	Male	0	0	1	0	0	0	1	9	1	0	4	14	15
	Female	0	0	0	0	0	0	0	2	1	0	3	6	6
	Total	0	0	1	0	0	0	1	11	2	0	7	20	21
<b>Totals</b>	<b>Male</b>	<b>33</b>	<b>1</b>	<b>108</b>	<b>83</b>	<b>72</b>	<b>0</b>	<b>297</b>	<b>140</b>	<b>10</b>	<b>23</b>	<b>6</b>	<b>179</b>	<b>476</b>
	<b>Female</b>	<b>1</b>	<b>0</b>	<b>5</b>	<b>10</b>	<b>15</b>	<b>0</b>	<b>31</b>	<b>48</b>	<b>5</b>	<b>11</b>	<b>4</b>	<b>68</b>	<b>99</b>
	<b>Total</b>	<b>34</b>	<b>1</b>	<b>113</b>	<b>93</b>	<b>87</b>	<b>0</b>	<b>328</b>	<b>188</b>	<b>15</b>	<b>34</b>	<b>10</b>	<b>247</b>	<b>575</b>

The severity of the offense ranges from Felony classification Y being the most serious to Misdemeanor classification U being the least serious.

Source: Division of Youth Services

**ARKANSAS DHHS STATISTICAL REPORT**  
**PRIMARY OFFENSES OF ADJUDICATED DELINQUENTS**  
**COMMITTED TO YOUTH SERVICES CENTERS**  
**OFFENSE AGAINST PERSON**  
**SFY 2001 - 2005**

Classification	Grade	Offense Title	2002	2003	2004	2005
<b>Felony</b>	A	Carnal Abuse	6	1	1	0
	A	Criminal Attempt	0	5	3	0
	A	Sexual Assault, First Degree	0	0	0	1
	B	Battery, First Degree	3	5	1	7
	B	Carnal Abuse, First Degree	1	0	0	1
	B	Hindering Apprehension	0	0	0	2
	B	Robbery	9	9	4	8
	B	Sexual Abuse, Second Degree	0	2	0	1
	B	Sexual Assault, Second Degree	1	5	10	12
	B	Terroristic Act	0	1	2	2
	C	Domestic Battery, Second Degree	0	1	1	2
	C	Engage Child in Sex Explct - 1st Off	0	0	1	1
	C	Furnishing Prohibited Articles	4	0	0	0
	C	Incest	1	0	1	0
	C	Intimidating a Witness	0	0	1	0
	C	Manslaughter	1	0	0	0
	C	Sexual Abuse	0	0	0	0
	C	Sexual Abuse, First Degree	2	4	0	2
	C	Sexual Assault, Third Degree	0	0	1	0
	C	Stalking, Second Degree	0	0	0	1
	D	Aggravated Assault	8	8	8	13
	D	Aggravated Assault on Family of Household Member	0	1	2	4
	D	Battery, Second Degree	15	15	14	13
	D	Communicating False Alarm	0	1	2	0
	D	Domestic Battery, Second Degree	0	1	0	0
	D	Domestic Battery, Third Degree	0	0	3	0
	D	Failure to Stop After Accident W/Injury or Death	1	0	1	0
	D	Negligent Homicide	1	0	0	0
	D	Sexual Solicitation of a Child	0	3	2	1
	D	Terroristic Threatening, First Degree	17	16	20	14
	Y	Aggravated Robbery	6	9	6	9
	Y	Rape	17	17	22	19
<b>Total Felony Offenses</b>			<b>93</b>	<b>104</b>	<b>106</b>	<b>113</b>

**ARKANSAS DHHS STATISTICAL REPORT**  
**PRIMARY OFFENSES OF ADJUDICATED DELINQUENTS**  
**COMMITTED TO YOUTH SERVICES CENTERS**  
**OFFENSE AGAINST PERSON**  
**SFY 2001 - 2005**

Offense Classification	Offense Grade	Offense Title	SFY 2002	SFY 2003	SFY 2004	SFY 2005
<b>Misdemeanor</b>	A	Assault, First Degree	4	4	3	2
		Assault Family or Household Member, First Degree	1	0	0	0
	A	Battery, Third Degree	29	28	28	31
	A	Battery, Fourth Degree	0	0	0	0
	A	Communicating False Alarm	1	1	1	0
	A	Domestic Battery, Third Degree	10	5	7	16
	A	Endangering Welfare of a Minor, Second	0	0	0	1
	A	Sexual Abuse, Second Degree	2	1	1	0
	A	Sexual Misconduct	1	1	0	0
	A	Terroristic Threatening, Second Degree	17	17	10	10
	B	Assault, Second Degree	2	2	3	2
	B	Sexual Misconduct	0	0	1	0
	B	Assault Family of Household Member, Second	0	3	2	0
	B	Terroristic Threatening, Second Degree	0	0	1	1
	C	Assault, Third Degree	0	2	3	4
	C	Assault Family or Household Member, Third	3	1	1	3
	U	Using Abusive Language to School Bus Driver	0	0	0	1
	<b>Total Misdemeanor Offenses</b>		<b>70</b>	<b>65</b>	<b>61</b>	<b>71</b>
	<b>Total Commitments for Offense Against Person</b>		<b>163</b>	<b>169</b>	<b>167</b>	<b>184</b>

**ARKANSAS DHHS STATISTICAL REPORT**  
**PRIMARY OFFENSES OF ADJUDICATED DELINQUENTS**  
**COMMITTED TO YOUTH SERVICES CENTERS**  
**OFFENSE AGAINST PROPERTY**  
**SFY 2002 - 2005**

Offense Classification	Offense Grade		SFY 2002	SFY 2003	SFY 2004	SFY 2005
<b>Felony</b>	A	Arson	3	0	0	0
	B	Arson	2	2	0	1
	B	Burglary	1	1	0	38
	B	Criminal Attempt	0	0	1	1
	B	Forgery, First Degree	0	1	3	0
	B	Residential Burglary	53	55	56	0
	B	Robbery	0	0	0	0
	B	Theft of Services	1	0	0	0
	B	Theft of Property	28	27	24	28
	B	Theft by Receiving	18	9	8	11
	C	Commercial Burglary	13	14	18	14
	C	Criminal Attempt	2	5	2	0
	C	Criminal Mischief	9	0	0	0
	C	Criminal Mischief, First Degree	0	6	15	9
	C	Forgery, Second Degree	9	4	6	6
	C	Fraudulent Use of a Credit Card	1	2	0	0
	C	Impairing the Operation of a Vital Public	1	0	0	0
	C	Theft of Property	22	15	16	36
	C	Theft of Services	0	1	0	1
	C	Theft by Receiving	7	7	7	4
	D	Breaking or Entering	22	22	33	26
	D	Criminal Attempt	1	0	1	0
	D	Criminal Attempt, Commercial Burglary	0	0	0	0
	D	Criminal Attempt, Burglary	0	0	0	0
	D	Criminal Mischief	2	3	1	1
	D	Reckless Burning	0	0	0	0
	D	Theft of Property	2	0	1	1
	Y	Arson \$100,000 or more	1	1	0	1
<b>Total Felony Offenses</b>			<b>198</b>	<b>175</b>	<b>192</b>	<b>178</b>

**ARKANSAS DHHS STATISTICAL REPORT  
PRIMARY OFFENSES OF ADJUDICATED DELINQUENTS  
COMMITTED TO YOUTH SERVICES CENTERS  
OFFENSE AGAINST PROPERTY  
SFY 2002 - 2005**

Offense Classification	Offense Grade	Offense Title	SFY 2002	SFY 2003	SFY 2004	SFY 2005
<b>Misdemeanor</b>	A	Arson less than \$500	1	0	0	0
		Consolidation of Offenses, shoplifting presumption, Amount of Theft	0	1	0	0
	A	Criminal Attempt	0	1	1	1
	A	Criminal Impersonation	0	0	0	0
	A	Criminal Mischief, First Degree	7	6	12	7
	A	Criminal Mischief, Second Degree	2	0	2	2
	A	Defacing Public Building	0	1	0	0
	A	Fraudulent Use of a Credit Card	0	1	0	0
	A	Possession of Instrument of Crime	0	0	0	0
	A	Shoplifting	0	0	0	3
	A	Theft of Property	23	36	36	48
	A	Theft by Receiving	4	3	3	4
	A	Theft of Services	0	1	0	0
	A	Unauthorized Use of a Vehicle	10	5	8	7
	B	Criminal Mischief, Second Degree	0	0	1	2
	B	Criminal Mischief	0	2	0	0
	B	Criminal Trespass	2	4	3	7
	C	Criminal Mischief	0	0	0	0
	C	Criminal Trespass (Non-Occupied Structure or Vehicle) (Non-Occupied Structure or Vehicle)	0	0	0	0
	C	Criminal Trespass	0	3	0	1
	C	Theft by Receiving	0	0	0	0
	U	Shoplifting	2	5	0	1
<b>Total Misdemeanor Offenses</b>			<b>51</b>	<b>69</b>	<b>66</b>	<b>83</b>
<b>Total Commitments for Offense Against Property</b>			<b>249</b>	<b>244</b>	<b>258</b>	<b>261</b>





**ARKANSAS DHHS STATISTICAL REPORT**  
**PRIMARY OFFENSES OF ADJUDICATED DELINQUENTS**  
**COMMITTED TO YOUTH SERVICES CENTERS**  
**OFFENSE AGAINST PUBLIC ORDER**  
**SFY 2001 - 2005**

Offense Classification	Offense Grade	Offense Title	SFY 2002	SFY 2003	SFY 2004	SFY 2005
Felony	B	Unlawful Discharge of Firearm Veh, Second Degree	0	0	0	0
	C	Failure to Appear	0	1	0	2
	C	Fleeing	0	1	0	3
	D	Absconding	9	3	1	8
	D	Escape, Second Degree	0	2	1	2
	D	Fleeing	2	1	1	1
	D	Handgun Poss Pub School Property/Bus	2	0	1	0
	D	Handgun Minor in Possession, Second Offense	1	1	2	0
	D	Inciting a Riot	2	0	0	1
	Y	Simult Poss of Drugs and Firearms	0	1	1	0
		Total Felony Offenses		16	10	7
Misdemeanor	A	Escape, Third Degree	1	1	1	1
	A	Failure to Appear	0	3	2	4
	A	Fleeing	1	4	1	2
	A	Handgun Minor in Possession, First Offense	0	2	1	1
	A	Harassing Communications	0	1	1	0
	A	Harassment	3	2	4	0
	A	Hindering Apprehension	0	1	0	0
	A	Indecent Exposure	0	0	2	1
	A	Minor in Possession of Handgun	0	0	0	0
	A	Obstructing Governmental Operations	1	0	1	1
	A	Public Intoxication	0	0	0	0
	A	Public Sexual Indecency	1	0	1	2
	A	Refusal to Submit to Arrest	0	0	0	0
	A	Resisting Arrest	3	6	5	4
	B	Fail to Report Suspected Abuse of Adults	0	0	0	0
	B	Fleeing	1	0	1	1
	B	Prostitution, First Offense	1	1	0	0
C	Battery, Third Degree	0	0	0	0	
C	Disorderly Conduct	18	26	16	15	
C	Fleeing	1	2	3	1	
C	Littering, First Offense	0	0	0	0	
C	Loitering	0	0	0	0	
C	Obstructing Governmental Operations	3	2	2	4	
C	Public Intoxication	3	3	1	6	
U	Contempt of Court	0	1	2	1	
U	No Driver's License	1	0	0	0	
	Total Misdemeanor Offenses		38	55	44	44
	Total Commitments for Offense Against Public Order		54	65	51	61

**ARKANSAS DHHS STATISTICAL REPORT**  
**PRIMARY OFFENSES OF ADJUDICATED DELINQUENTS**  
**COMMITTED TO YOUTH SERVICES CENTERS**  
**DRUG LAW VIOLATIONS**  
**SFY 2002 - 2005**

Offense Classification	Offense Grade	Offense Title	SFY 2002	SFY 2003	SFY 2004	SFY 2005
<b>Felony</b>	B	Deliver Drug Paraphernalia to anyone < 18	0	2	0	0
	B	Manf Etc Controlled Substance, Sch I, II, III	0	0	1	0
	B	Possession of a Counterfeit Substance	0	0	0	0
	B	Possession of a Counterfeit Substance (Intent to Deliver)	2	0	1	0
	B	Possession of Controlled Substance (Intent to Deliver)	0	0	0	0
	B	Possession of Drug Paraphernalia	0	0	0	0
	C	Delivery of a Controlled Substance	0	0	0	0
	C	Delv, Poss, Manu, etc Drug Paraphernalia	0	1	0	3
	C	Manf Etc Controlled Substance, Sch IV, V	2	1	1	1
	C	Possession of a Counterfeit Substance (Intent to Deliver)	0	1	3	3
	C	Possession of Controlled Substance	2	4	3	1
	C	Possession of Drug Paraphernalia	1	0	2	0
	C	Possession of Marijuana > = 10 < 100 lbs	1	1	2	0
	C	Possession of Marijuana <10 lbs	1	1	1	0
	C	Possession of Marijuana with Intent to Deliver	0	0	0	0
	C	Possession of Methamphetamines	0	0	0	0
	C	Prescription, Third Offense	3	0	2	4
	D	Possession of Controlled/Counterfeit Substance Without Prescription	1	1	2	2
	D	Possession of Controlled Substance (Intent to Deliver)	0	0	1	0
	D	Possession of Controlled Substance (Marijuana)	0	0	0	0
	U	Unlawful Poss Depressants Stimulants	0	1	0	0
	U	Unlawful Sale Delv Depressants Stimulants	0	1	0	0
	Y	Manufactured Etc Controlled Substance ≥\$400<28gms	0	0	0	0
	Y	Manufactured Etc Controlled Substance Sch 1, 11 ≥28<200g	0	0	0	2
	Y	Manufactured Etc Controlled Substance Sch 1, 11	3	0	6	3
	Y	Manufactured, Del, Possession Controlled Subs Sch 1, 11 <28	3	2	0	0
		<b>Total Felony Offenses</b>	<b>19</b>	<b>16</b>	<b>25</b>	<b>19</b>
<b>Misdemeanor</b>	A	Possession of a Controlled/Counterfeit Substance Without Prescription	16	15	19	28
	A	Possession of Drug Paraphernalia	1	0	0	1
		<b>Total Misdemeanor Offenses</b>	<b>17</b>	<b>15</b>	<b>20</b>	<b>29</b>
		<b>Total Commitments for Drug Law Violation</b>	<b>36</b>	<b>31</b>	<b>45</b>	<b>48</b>

**ARKANSAS DHHS STATISTICAL REPORT**  
**PRIMARY OFFENSES OF ADJUDICATED DELINQUENTS**  
**COMMITTED TO YOUTH SERVICES CENTERS**  
**OTHER OFFENSES**  
**SFY 2002 - 2005**

Offense Classification	Offense Grade	Offense Title	SFY 2002	SFY 2003	SFY 2004	SFY 2005
Felony	B	Criminal Use of a Prohibited Weapon	0	0	0	1
	D	Criminal Use of a Prohibited Weapon	1	0	0	0
	D	Filing False Report of Criminal Wrong Doing	0	1	1	0
	U	Engaging in Violent Criminal Group Activity	0	0	5	0
<b>Total Felony Offenses</b>			<b>1</b>	<b>1</b>	<b>6</b>	<b>1</b>
Offense Classification	Offense Grade	Offense Title	SFY 2002	SFY 2003	SFY 2004	SFY 2005
Misdemeanor	A	Carrying Certain Prohibited Weapons	1	5	2	5
	A	Cruelty to Animals	0	0	0	1
	A	Failure to Appear	1	0	0	0
	A	Filing False Rept of Crim Wrong Doing	1	1	0	1
	A	Persons	0	0	0	1
	A	Possession of a Instrument of Crime	2	2	1	2
	A	Threatening a Fire or Bombing	0	1	0	1
	B	Refusal to Submit to Arrest	2	4	1	2
	C	Criminal Trespass	0	0	0	0
	C	Disorderly Conduct	0	0	0	0
	C	Failure to Appear	1	0	0	0
	C	Possession of Paging Device at School	0	0	0	0
	U	Carrying a Knife	0	0	0	0
	U	Contempt of Court	2	0	0	0
	U	Criminal Contempt	1	0	0	5
	U	Revocation of Probation	3	5	0	2
	U	Violation of Probation	0	0	0	0
<b>Total Misdemeanor Offenses</b>			<b>14</b>	<b>18</b>	<b>4</b>	<b>20</b>
<b>Total Commitments for Other Offenses</b>			<b>15</b>	<b>19</b>	<b>10</b>	<b>21</b>

**ARKANSAS DHHS STATISTICAL REPORT  
NUMBER OF ADJUDICATED DELINQUENTS  
RECOMMITTED TO YOUTH SERVICES CENTERS  
SFY 2001 - 2005**

SFY	Sex	Total Commitments	Number of Prior Commitments								N/A
			0	1	2	3	4	5	6	7+	
2001	Male	497	421	65	10	1	0	0	0	0	0
	Female	100	81	16	3	0	0	0	0	0	0
	Total	597	502	81	13	1	0	0	0	0	0

Recommitment Rate = 15.91%

2002	Male	426	367	46	1	0	0	0	0	0	0
	Female	90	80	9	10	3	0	0	0	0	0
	Total	516	447	55	11	3	0	0	0	0	0

Recommitment Rate = 13.37%

2003	Male	446	400	41	4	1	0	0	0	0	0
	Female	82	71	11	0	0	0	0	0	0	0
	Total	528	471	52	4	1	0	0	0	0	0

Recommitment Rate = 10.80%

2004	Male	458	438	17	3	0	0	0	0	0	0
	Female	73	67	6	0	0	0	0	0	0	0
	Total	531	505	23	3	0	0	0	0	0	0

Recommitment Rate = 4.89%

2005	Male	476	429	42	5	0	0	0	0	0	0
	Female	99	96	2	1	0	0	0	0	0	0
	Total	575	525	44	6	0	0	0	0	0	0

Recommitment Rate = 8.69%

Source: Division of Youth Services

**ARKANSAS DHHS STATISTICAL REPORT  
NUMBER OF JUVENILES REFERRED  
TO ALTERNATE PLACEMENT FACILITIES  
SFY 2005**

Facility	Number of Placements		
	Male	Female	Total
Arkansas State Hospital	7	3	10
BHC - Pinnacle Point Hospital	1	0	1
Centers for Youth and Families/Psych	3	5	8
Centers for Youth and Family/Sex Off/ASAP	0	0	0
Consolidated Youth Services - CYS/ASAP	9	0	9
Harbor House Inc	0	0	0
Living Hope	43	30	73
Millcreek of Arkansas	17	1	18
Piney Ridge	11	2	13
Rivendell Behavioral Health Services	6	4	10
South Arkansas Youth Services, Inc.	29	0	29
Therapeutic Family Services, Inc.	0	0	0
Treatment Homes, Inc	1	5	6
Vera Lloyd	10	18	28
Youth Bridge, Inc. (YB/SAT)	27	0	27
Youth Bridge Inc. (YBTH)	39	0	39
Youth Home, Inc.	8	3	11
<b>Total</b>	<b>211</b>	<b>71</b>	<b>282</b>

**Average Length-of-Stay of Adjudicated Delinquents\***

A. Alexander Youth Services Center	94 days	
B. Alternate Placement Facilities	215 days	*
C. Serious Offender Programs	214 days	
D. Juvenile Detention Centers	27 days	

\*Represents the length of time at the listed location and not the length of time since commitment to DYS.

**Number of Adjudicated Delinquents Admitted  
to Serious Offender Programs**

Serious Offender Program	Number of Admissions	
	Male	Female
E. Arkansas Regional Juvenile Program	50	0
Juvenile Upward Bound Program (JUMP)	43	0
N.E. Arkansas Regional Juvenile Program	70	0
N.W. Arkansas Regional Juvenile Program (Was DYS 1)	68	0
N.W. Arkansas Female Juvenile Program	0	55
S.E. Arkansas Regional Juvenile Program	82	0
S.W. Arkansas Regional Juvenile Program	95	0
18 TO 21 Program at Dermott	41	0
<b>Total</b>	<b>449 *</b>	<b>55</b>

**\* Note: DYS Systems Unit discovered a disparity in the method that the data was extracted between fiscal years 2004 and 2005. FY2004 figures were gathered from the old juvenile tracking system. The FY2005 figures reflect the appropriate process for extracting the data.**

**ARKANSAS DHHS STATISTICAL REPORT  
COMMUNITY-BASED YOUTH SERVICES PROGRAMS  
SFY 2005**

The Community-based program network consists of 14 privately-operated non-profit organizations for SFY 2005. The division contracts with these programs to provide residential and non-residential services to youth up to the age of 21 who are adjudicated delinquents, members of "families in need of service", or youth at risk (youth who exhibit behavior that, if continued, would bring them into contact with the juvenile justice system).

**COMMUNITY-BASED PROGRAM INTAKES  
BY PROVIDER BY GENDER**

<b>Provider</b>	<b>Males</b>	<b>Females</b>	<b>Total</b>
Comprehensive Juvenile Services	365	200	565
Consolidated Youth Services	462	270	732
Conway County Community Services	633	294	927
Counseling Clinic	634	507	1,141
East Arkansas Youth Services, Inc.	169	74	243
Health Resources of Arkansas, Inc.	256	130	386
Ouachita Children's Center, Inc.	184	135	319
Our Farm, Inc.	16	12	28
Phoenix Youth and Family Services	84	34	118
Professional Counseling Associates	95	44	139
South Arkansas Youth Services	281	83	364
Southwest AR Counseling and Mental Health Center	206	100	306
United Family Services, Inc.	733	370	1,103
Youth Bridge, Inc.	637	371	1,008
<b>TOTAL</b>	<b>4,755</b>	<b>2,624</b>	<b>7,379</b>

**ARKANSAS DHHS STATISTICAL REPORT  
COMMUNITY-BASED INTAKES  
BY AGE  
SFY 2005**

Program	AGE							Total Intakes
	12 & Younger	13	14	15	16	17	18 & Older	
Comprehensive Juvenile Services	56	57	79	115	119	131	8	565
Consolidated Youth Services	54	47	95	165	195	169	7	732
Conway County Community Services	109	77	124	160	207	204	46	927
Counseling Clinic	188	90	145	187	237	245	49	1,141
East Arkansas Youth Services, Inc.	28	27	48	46	53	39	2	243
Health Resources of Arkansas, Inc.	42	28	64	73	101	74	4	386
Ouachita Children's Center	36	37	53	63	65	57	8	319
Our Farm, Inc.	2	3	3	7	4	9	0	28
Phoenix Youth and Family Services	12	18	18	16	27	21	6	118
Professional Counseling Associates	12	11	16	28	33	32	7	139
South Arkansas Youth Services	23	20	51	79	101	81	9	364
Southwest AR Counseling and Mental Health Center	35	27	39	64	70	61	10	306
United Family Services	72	113	160	230	277	226	25	1,103
Youth Bridge, Inc.	62	83	138	203	239	266	17	1,008
<b>TOTAL</b>	<b>731</b>	<b>638</b>	<b>1,033</b>	<b>1,436</b>	<b>1,728</b>	<b>1,615</b>	<b>198</b>	<b>7,379</b>



**ARKANSAS DHHS STATISTICAL REPORT  
INTERSTATE COMPACT ON JUVENILES  
SFY 2005**

The Interstate Compact on Juveniles (ICJ) was designed primarily for cases involving out-of-state runaways, escapees and absconders, and for the supervision of juveniles who have been adjudicated delinquent. It provides legal procedures for the return of runaways and makes it possible to place a juvenile on probation or parole in a state other than the one where the offense was committed with the assurance of supervision by the appropriate agencies of the state in which he is placed.

Requests for Home Evaluation/Supervision Sent by Arkansas to Other States	<b>151</b>
Probation Referrals	124
Parole Referrals	27
Requests for Home Evaluation/Supervision Received by Arkansas from Other States	<b>152</b>
Probation Referrals	124
Parole Referrals	28
Number of Runaways Returned (Non-Delinquent Youth)	<b>76</b>
Number of Escapees (Youth Committed to Facility)	<b>2</b>
Number of Absconders (Youth on Probation or Parole)	<b>44</b>